



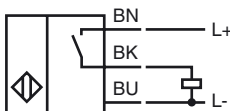
Model Number

CBN10-F46-E2-10M

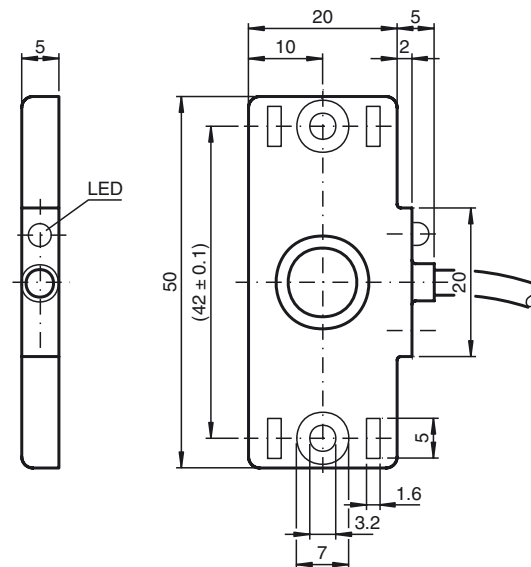
Features

- Flat housing
- 10 mm non-flush
- Mounting slots for cable ties

Connection



Dimensions



Technical Data

General specifications

Switching element function	PNP	NO
Rated operating distance	s_n	10 mm
Installation	non-flush	
Output polarity	DC	
Assured operating distance	s_a	0 ... 7 mm

Nominal ratings

Installation conditions		
B		5 mm
C		20 mm
F		20 mm / 50 mm
Operating voltage	U_B	10 ... 30 V
Switching frequency	f	0 ... 5 Hz
Hysteresis	H	1 ... 10 typ. 5 %
Reverse polarity protected	reverse polarity protected	
Short-circuit protection	pulsing	
Voltage drop	U_d	≤ 2 V
Operating current	I_L	0 ... 100 mA
Lowest operating current	I_m	0 mA
Off-state current	I_r	0 ... 0.5 mA typ. 0.01 mA
No-load supply current	I_0	≤ 15 mA
Indication of the switching state	LED, yellow	

Functional safety related parameters

MTTF _d	1200 a
Mission Time (T _M)	20 a
Diagnostic Coverage (DC)	0 %

Indicators/operating means

LED yellow	indication switching state
------------	----------------------------

Ambient conditions

Ambient temperature	-25 ... 70 °C (-13 ... 158 °F)
Storage temperature	-40 ... 85 °C (-40 ... 185 °F)

Mechanical specifications

Connection type	cable PVC , 10 m
Core cross-section	0.14 mm ²
Housing material	PBT
Sensing face	PBT
Protection degree	IP67

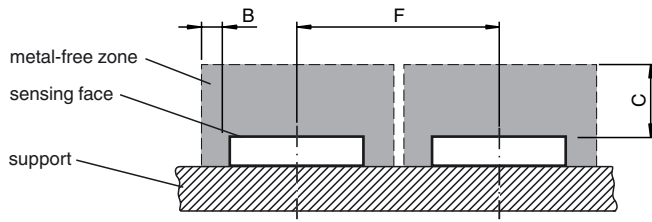
Compliance with standards and directives

Standard conformity	
Standards	EN 60947-5-2:2007 IEC 60947-5-2:2007

Approvals and certificates

UL approval	cULus Listed, General Purpose
CSA approval	cCSAus Listed, General Purpose
CCC approval	Products with a maximum operating voltage of ≤ 36 V do not bear a CCC marking because they do not require approval.

Installation conditions



Release date: 2012-05-31 13:16 Date of issue: 2012-05-31 181875_eng.xml