



Joystick, with one operating point per operating direction, With plastic shaft, 2 positions, Bezel: titanium, maintained, Vertical




Powering Business Worldwide™



Part no. M22-WRJ2V
Catalog No. 289240
Alternate Catalog No. M22-WRJ2VQ
EL-Nummer (Norway) 4315312

Delivery program




| | | | |
|---------------------------|---|----|-------------|
| Product range | | | RMQ-Titan |
| Basic function | | | Joystick |
| Mounting hole diameter | ∅ | mm | 22.5 |
| Single unit/Complete unit | | | Single unit |
| Function: | | | |

| | | | |
|----------------------------|--|--|--|
| Function | | |  |
| Description | | | with one operating point per operating direction |
| | | | With plastic shaft |
| | | | 2 positions |
| Degree of Protection | | | IP66 |
| Front ring | | | Bezel: titanium |
| Connection to SmartWire-DT | | | yes with SWD-RMQ connections |
| Function | | | maintained Vertical |

Technical data

General

| | | | |
|----------------------|--------------|---------------|--------------------------|
| Standards | | | IEC/EN 60947 VDE 0660 |
| Lifespan, mechanical | Operations | $\times 10^6$ | > 0.1 |
| Operating frequency | Operations/h | | ≤ 2000 |
| Actuating force | | n | ≤ 5 |

| | | | |
|-----------------------------|--|----|--|
| Climatic proofing | | | Damp heat, constant, to IEC 60068-2-78 Damp heat, cyclic, to IEC 60068-2-30 |
| Degree of Protection | | | IP66 |
| Ambient temperature | | | |
| Open | | °C | -25 - +70 |
| Mounting position | | | As required |
| Mechanical shock resistance | | g | 30 Shock duration 11 ms Sinusoidal according to IEC 60068-2-27 |
| shipping classification | | | DNV GL LR |
| | | |    |

Design verification as per IEC/EN 61439

| | | | |
|--|------------|----|--|
| Technical data for design verification | | | |
| Rated operational current for specified heat dissipation | I_n | A | 0 |
| Heat dissipation per pole, current-dependent | P_{vid} | W | 0 |
| Equipment heat dissipation, current-dependent | P_{vid} | W | 0 |
| Static heat dissipation, non-current-dependent | P_{vs} | W | 0 |
| Heat dissipation capacity | P_{diss} | W | 0 |
| Operating ambient temperature min. | | °C | -25 |
| Operating ambient temperature max. | | °C | 70 |
| IEC/EN 61439 design verification | | | |
| 10.2 Strength of materials and parts | | | |
| 10.2.2 Corrosion resistance | | | Meets the product standard's requirements. |
| 10.2.3.1 Verification of thermal stability of enclosures | | | Meets the product standard's requirements. |
| 10.2.3.2 Verification of resistance of insulating materials to normal heat | | | Meets the product standard's requirements. |
| 10.2.3.3 Verification of resistance of insulating materials to abnormal heat and fire due to internal electric effects | | | Meets the product standard's requirements. |
| 10.2.4 Resistance to ultra-violet (UV) radiation | | | Please enquire |
| 10.2.5 Lifting | | | Does not apply, since the entire switchgear needs to be evaluated. |
| 10.2.6 Mechanical impact | | | Does not apply, since the entire switchgear needs to be evaluated. |
| 10.2.7 Inscriptions | | | Meets the product standard's requirements. |
| 10.3 Degree of protection of ASSEMBLIES | | | Does not apply, since the entire switchgear needs to be evaluated. |
| 10.4 Clearances and creepage distances | | | Meets the product standard's requirements. |
| 10.5 Protection against electric shock | | | Does not apply, since the entire switchgear needs to be evaluated. |
| 10.6 Incorporation of switching devices and components | | | Does not apply, since the entire switchgear needs to be evaluated. |
| 10.7 Internal electrical circuits and connections | | | Is the panel builder's responsibility. |
| 10.8 Connections for external conductors | | | Is the panel builder's responsibility. |
| 10.9 Insulation properties | | | |
| 10.9.2 Power-frequency electric strength | | | Is the panel builder's responsibility. |
| 10.9.3 Impulse withstand voltage | | | Is the panel builder's responsibility. |
| 10.9.4 Testing of enclosures made of insulating material | | | Is the panel builder's responsibility. |
| 10.10 Temperature rise | | | Not applicable. |
| 10.11 Short-circuit rating | | | Is the panel builder's responsibility. The specifications for the switchgear must be observed. |
| 10.12 Electromagnetic compatibility | | | Is the panel builder's responsibility. The specifications for the switchgear must be observed. |
| 10.13 Mechanical function | | | The device meets the requirements, provided the information in the instruction leaflet (IL) is observed. |

Technical data ETIM 7.0

Low-voltage industrial components (EG000017) / Control switch, Joystick (EC000632)

Electric engineering, automation, process control engineering / Low-voltage switch technology / Off-load switch, circuit breaker, control switch / Control switch, joystick
(ec@ss10.0.1-27-37-14-04 [AKF061013])

| | | |
|--|----|---------|
| Rated operation current I_e at AC-21, 400 V | A | 0 |
| Centre mounting, hole diameter | mm | 22.5 |
| Joy stick length | mm | 75 |
| Number of actuation directions | | 2 |
| Number of switch levels | | 0 |
| Number of normally open contacts per actuation direction | | 0 |
| Number of normally closed contacts per actuation direction | | 0 |
| Number of make-and-break contacts per direction | | 0 |
| With retraction in 0-position | | No |
| Locking in 0-position | | No |
| Coder | | No |
| Analogue output signal configurable | | No |
| With front ring | | Yes |
| Material front ring | | Plastic |
| Colour front ring | | Chrome |
| Degree of protection (IP) | | IP66 |
| Degree of protection (NEMA) | | 4X |

Approvals

| | | |
|-----------------------------|--|--|
| Product Standards | | IEC/EN 60947-5; UL 508; CSA-C22.2 No. 14-05; CSA-C22.2 No. 94-91; CE marking |
| UL File No. | | E29184 |
| UL Category Control No. | | NKCR |
| CSA File No. | | 012528 |
| CSA Class No. | | 3211-03 |
| North America Certification | | UL listed, CSA certified |
| Degree of Protection | | UL/CSA Type 3R, 4X, 12, 13 |

Dimensions

