



Key-operated actuator, RMQ-Titan, maintained, 3 positions, 2 NO




Part no. M22-WRS3-2K10-BVP
Catalog No. 110920
Alternate Catalog No. M22-WRS3-2K10-BVPQ
EL-Nummer (Norway) 4356243

Delivery program

| | | | |
|----------------------------|-----------------------|--|--|
| Product range | | | RMQ-Titan |
| Description | | | Blister pack for hanging. Complete practical solution. Can be ordered using a single article no. |
| Connection to SmartWire-DT | | | no |
| Equipment supplied | | | |
| 1 | key-operated actuator | | M22-WRS3 |
| 1 | mounting clamp | | M22-A |
| 2 | contact element | | M22-K10 |

Technical data

General

| | | | |
|-------------------------|--|----|--|
| Ambient temperature | | | |
| Open | | °C | -25 - +70 |
| shipping classification | | | DNV GL LR |
| | | |    |

Design verification as per IEC/EN 61439

| | | | |
|--|------------|----|--|
| Technical data for design verification | | | |
| Rated operational current for specified heat dissipation | I_n | A | 6 |
| Heat dissipation per pole, current-dependent | P_{vid} | W | 0.11 |
| Equipment heat dissipation, current-dependent | P_{vid} | W | 0 |
| Static heat dissipation, non-current-dependent | P_{vs} | W | 0 |
| Heat dissipation capacity | P_{diss} | W | 0 |
| Operating ambient temperature min. | | °C | -25 |
| Operating ambient temperature max. | | °C | 70 |
| IEC/EN 61439 design verification | | | |
| 10.2 Strength of materials and parts | | | |
| 10.2.2 Corrosion resistance | | | |
| 10.2.3.1 Verification of thermal stability of enclosures | | | Meets the product standard's requirements. |
| 10.2.3.2 Verification of resistance of insulating materials to normal heat | | | Meets the product standard's requirements. |
| 10.2.3.3 Verification of resistance of insulating materials to abnormal heat and fire due to internal electric effects | | | Meets the product standard's requirements. |
| 10.2.4 Resistance to ultra-violet (UV) radiation | | | Please enquire |
| 10.2.5 Lifting | | | Does not apply, since the entire switchgear needs to be evaluated. |
| 10.2.6 Mechanical impact | | | Does not apply, since the entire switchgear needs to be evaluated. |
| 10.2.7 Inscriptions | | | Meets the product standard's requirements. |
| 10.3 Degree of protection of ASSEMBLIES | | | Does not apply, since the entire switchgear needs to be evaluated. |
| 10.4 Clearances and creepage distances | | | Meets the product standard's requirements. |

| | | |
|--|--|--|
| 10.5 Protection against electric shock | | Does not apply, since the entire switchgear needs to be evaluated. |
| 10.6 Incorporation of switching devices and components | | Does not apply, since the entire switchgear needs to be evaluated. |
| 10.7 Internal electrical circuits and connections | | Is the panel builder's responsibility. |
| 10.8 Connections for external conductors | | Is the panel builder's responsibility. |
| 10.9 Insulation properties | | |
| 10.9.2 Power-frequency electric strength | | Is the panel builder's responsibility. |
| 10.9.3 Impulse withstand voltage | | Is the panel builder's responsibility. |
| 10.9.4 Testing of enclosures made of insulating material | | Is the panel builder's responsibility. |
| 10.10 Temperature rise | | The panel builder is responsible for the temperature rise calculation. Eaton will provide heat dissipation data for the devices. |
| 10.11 Short-circuit rating | | Is the panel builder's responsibility. The specifications for the switchgear must be observed. |
| 10.12 Electromagnetic compatibility | | Is the panel builder's responsibility. The specifications for the switchgear must be observed. |
| 10.13 Mechanical function | | The device meets the requirements, provided the information in the instruction leaflet (IL) is observed. |

Technical data ETIM 7.0

Low-voltage industrial components (EG000017) / Front element for selector switch (EC000222)

Electric engineering, automation, process control engineering / Low-voltage switch technology / Command and alarm device / Front element for selector switches (ecl@ss10.0.1-27-37-12-13 [AKF031014])

| | | | |
|---------------------------------------|--|----|---------|
| Number of switch positions | | | 3 |
| Type of control element | | | Key |
| Suitable for illumination | | | No |
| Colour control element | | | Black |
| Colour indicator light cap | | | Other |
| Construction type lens | | | Round |
| Hole diameter | | mm | 22.5 |
| Width opening | | mm | 0 |
| Height opening | | mm | 0 |
| Switching function latching | | | Yes |
| Spring-return | | | No |
| With front ring | | | Yes |
| Material front ring | | | Plastic |
| Colour front ring | | | Chrome |
| Degree of protection (IP), front side | | | IP66 |
| Degree of protection (NEMA) | | | 4X |