Dept / Qty	
DC	1
ED	1
IE	1
ISO	1
PD	1
R&D	1
SD	1
QA	1
QC	1
QE	1

U TYPE

REV.	DESCRIPTION	DRAWN	CHECKED	APPROVED
A	NEW RELEASE	LJH 09/15/05'		LJC 09/15/05'
M	DRAWING UPDATE	JLZ 12/17/18'		

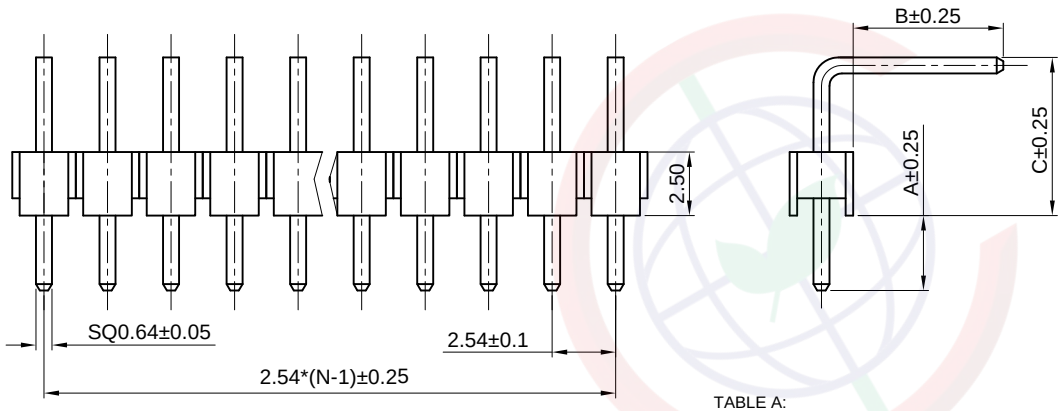

N: NUMBER OF CONTACTS

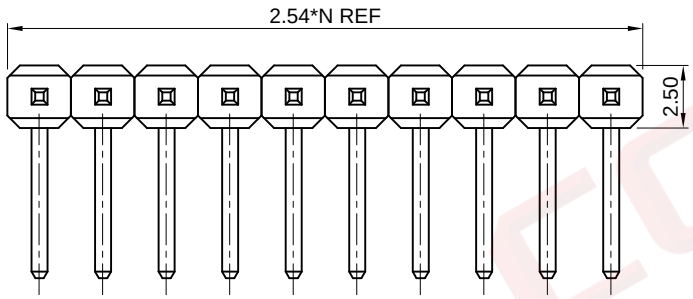

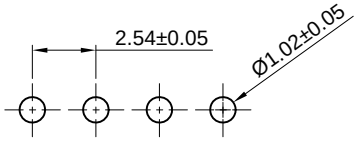

RECOMMEND P.C.BOARD LAYOUT

TABLE A:

TYPE	Dimension A	Dimension B	Dimension C	Pin Length (mm)
1	3.00	6.00	6.07	15.50
2	4.00	6.90	3.40	14.70
3	6.00	11.40	5.64	23.40
4	3.75	3.40	3.40	11.00
5	2.80	4.00	3.40	10.60
6	5.85	7.90	3.40	17.50
7	3.60	3.20	3.40	10.60
8	6.30	3.20	4.36	14.20
9	3.00	6.00	5.42	15.00
10	3.64	5.76	6.48	16.30
11	3.00	6.00	5.00	14.40
12	3.10	3.40	3.40	10.50
13	6.00	4.90	3.40	14.70
14	6.30	3.00	3.40	13.10
15	6.20	3.70	3.60	14.00
16	3.00	6.30	4.20	14.00
17	2.30	5.11	5.30	13.10
18	6.20	3.80	3.40	13.80
19	4.70	4.70	4.20	14.00
20	4.00	6.93	5.50	16.85
21	2.50	5.40	4.50	12.80
22	5.10	3.50	4.00	13.10
23	3.00	4.40	4.00	11.85
24	3.00	4.75	4.00	12.15
25	4.70	4.80	3.70	13.70
26	3.00	12.50	5.00	20.95
27	5.80	4.30	3.34	13.85
28	2.50	5.20	4.30	12.40
29	3.00	6.20	6.45	16.10
30	3.00	6.00	4.30	13.80
31	7.50	7.80	4.00	19.80
32	3.00	7.00	6.07	16.50
33	3.00	6.00	6.57	16.00
34	6.00	4.40	3.68	14.50
35	3.07	5.92	6.50	15.90
36	3.30	3.15	5.10	12.00
37	3.00	6.50	4.50	14.40
38	3.00	6.50	5.07	15.00
39	6.00	2.40	4.20	13.00
40	6.10	3.20	4.36	14.10
41	4.20	4.20	4.20	13.00
42	2.60	11.00	8.20	22.20
43	3.00	6.00	4.00	13.40
44	5.72	5.10	4.26	15.50
45	3.00	3.00	4.00	10.50
46	3.00	5.80	6.50	15.80
47	3.30	5.80	4.36	14.00
48	3.50	6.32	5.50	15.70
49	4.00	7.90	3.30	15.70
50	3.50	2.20	4.30	10.50
51	3.00	3.00	4.30	10.80
52	3.00	5.20	3.80	12.50

A/B/C: CUSTOMER LENGTH AVAILABLE

NOTES:

SPECIFICATIONS:

1. CONTACT RESISTANCE: 20mΩ MAX.
2. INSULATION RESISTANCE: 1000MΩ MIN.
3. DIELECTRIC WITHSTANDING VOLTAGE: 600V AC(RMS) FOR 1 MINUTE.
4. CURRENT RATING:3A.
5. VOLTAGE RATING:250V AC RMS.
6. TEMPERATURE: -40°C~+105°C.

MATERIALS:

1. CONTACT MATERIAL: COPPER ALLOY.
2. CONTACT PLATING: GOLD PLATING OVER NICKEL.
3. INSULATOR MATERIALS: PBT,BLACK,UL94-V0.

PRODUCT NUMBER CODE:

DS1022- X X U X X - X

- PLATING LEVEL(FOR GOLD ONLY)
  3A: LEVEL 3A B: LEVEL B
  N: LEVEL N
- Dim. A B C type
  1: Type 1
  2: Type 2 ……
  or -A*.*-B*.*-C*.*
- CONTACT PLATING
  F1: FULL GOLD FLASH
  6: FULL TIN
- BEND TYPE
  U: U TYPE
- MOUNTING TYPE
  R: R/A
- No.OF CONTACTS
  1x1 - 1x40

GENERAL TOLERANCE		ANGLE TOLERANCE	
X.	±0.60	X.	±5°
.X	±0.38	.X	±3°
.XX	±0.25	.XX	±2°

DRAWING TYPE	CUSTOMER		
SCALE	1:1	SHEET	1 OF 5
DRAWING NO.	C-DS1022-1xXXUXX-X-M		

PROJECTION		TITLE	2.54mm PIN HEADER R/A TYPE SINGLE ROW U TYPE
UNITS	mm		
SHEET SIZE	A4	SERIES	DS1022 SERIES

晨翔电子有限公司
CONNFLY ELECTRONIC CO. LTD

The information provided herein is from CONNFLY Electronic Co., Ltd. and is confidential. Any disclosure to a party other than the recipient is prohibited. The intellectual properties and its rights contained herein, including but not limited to, trademarks, patents, copyrights, trade secrets, and technical know-how, are owned exclusively by CONNFLY or its affiliates. Unauthorized use or modification is strictly prohibited without prior written consent from CONNFLY. All intellectual properties provided herein are for reference purposes only and does not constitute authorization of its use in any format or manner. CONNFLY may enforce its intellectual property rights at its own discretion; failures or delays to exercise such rights does not constitute a waiver of such rights.

Dept / Qty	
DC	1
ED	1
IE	1
ISO	1
PD	1
R&D	1
SD	1
QA	1
QC	1
QE	1

D TYPE

REV.	DESCRIPTION	DRAWN	CHECKED	APPROVED
A	NEW RELEASE	LJH 09/15/05'		LJC 09/15/05'
L	DRAWING UPDATE	JLZ 12/17/18'		

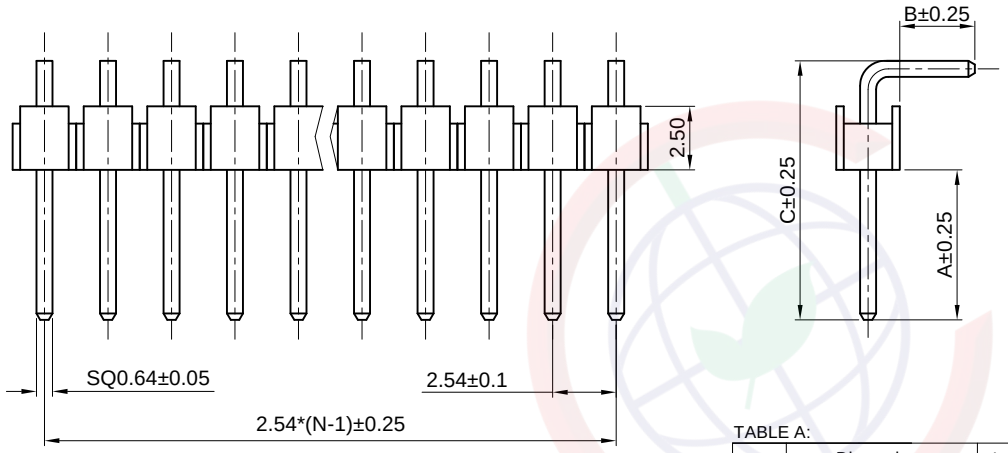

N: NUMBER OF CONTACTS

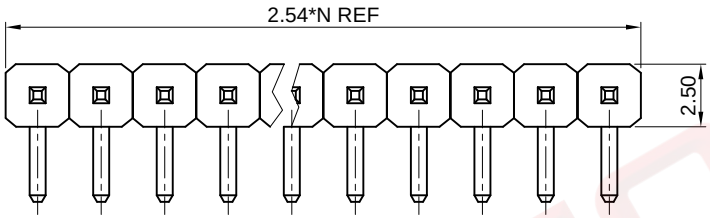

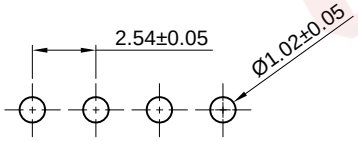

RECOMMEND P.C.BOARD LAYOUT

TABLE A:

TYPE	Dimension A	Dimension B	Dimension C	Pin Length (mm)
1	6.00	3.00	10.36	13.80
2	6.00	4.50	9.50	14.40
3	6.10	4.00	10.40	14.80
4	6.00	3.20	10.50	14.10
5	6.00	3.50	10.82	14.70
6	4.70	1.73	8.20	10.40
7	15.00	3.00	19.08	22.50
8	6.00	3.10	11.10	14.40
9	1.00	1.91	5.00	7.40
10	6.20	3.20	11.10	14.70
11	6.20	3.20	10.8	14.40
12	4.50	2.93	8.00	11.40
13	6.30	2.60	10.36	13.40
14	5.70	2.95	9.52	12.90
15	4.80	3.00	8.10	11.50
16	6.00	3.00	9.14	12.60
17	7.20	3.00	10.36	13.80
18	3.00	6.00	7.50	13.80
19	3.00	6.00	9.32	15.80
20	3.50	3.00	7.86	11.30
21	5.00	2.70	8.14	11.30
22	8.20	2.80	12.30	15.50
23	3.00	3.00	7.36	10.80
24	6.50	3.00	10.36	13.80
25	6.80	8.40	10.64	19.50
26	10.00	3.20	14.40	18.00
27	3.50	2.50	7.82	10.80
28	6.00	3.00	9.50	12.90
29	7.00	3.10	13.90	17.50
30	4.00	3.00	8.36	11.80
31	3.00	5.40	8.65	14.50
32	4.50	4.50	8.82	17.80
33	3.20	6.00	7.50	14.00
34	3.80	6.00	8.30	14.80
35	3.00	3.40	8.00	11.80
36	3.80	3.00	7.93	11.20
37	16.4	13.00	19.60	33.00
38	3.20	3.20	7.20	11.00
39				
40				
41				
42				

A/B/C: CUSTOMER LENGTH AVAILABLE

NOTES:

SPECIFICATIONS:

1. CONTACT RESISTANCE: 20mΩ MAX.
2. INSULATION RESISTANCE: 1000MΩ MIN.
3. DIELECTRIC WITHSTANDING VOLTAGE: 600V AC(RMS) FOR 1 MINUTE.
4. CURRENT RATING:3A.
5. VOLTAGE RATING:250V AC RMS.
6. TEMPERATURE: -40°C~+105°C.

MATERIALS:

1. CONTACT MATERIAL: COPPER ALLOY.
2. CONTACT PLATING: GOLD PLATING OVER NICKEL.
3. INSULATOR MATERIALS: PBT,BLACK,UL94-V0.

PRODUCT NUMBER CODE:

DS1022– X X D X X – X

- PLATING LEVEL(FOR GOLD ONLY)
  3A: LEVEL 3A B: LEVEL B
  N: LEVEL N
- Dim. A B C type
  1: Type 1
  2: Type 2 ……
  or -A*.*-B*.*-C*.*
- CONTACT PLATING
  F1: FULL GOLD FLASH
  6: FULL TIN
- BEND TYPE
  D: D TYPE
- MOUNTING TYPE
  R: R/A
- No.OF CONTACTS
  1x1 - 1x40

GENERAL TOLERANCE		ANGLE TOLERANCE	
X.	±0.60	X.	±5°
.X	±0.38	.X	±3°
.XX	±0.25	.XX	±2°

DRAWING TYPE	CUSTOMER		
SCALE	1:1	SHEET	2 OF 5
DRAWING NO.	C–DS1022–1xXXDXX–X–L		

PROJECTION		TITLE	2.54mm PIN HEADER R/A TYPE SINGLE ROW D TYPE
UNITS	mm		
SHEET SIZE	A4	SERIES	DS1022 SERIES

晨翔电子有限公司
CONNFLY ELECTRONIC CO. LTD

The information provided herein is from CONNFLY Electronic Co., Ltd. and is confidential. Any disclosure to a party other than the recipient is prohibited. The intellectual properties and its rights contained herein, including but not limited to, trademarks, patents, copyrights, trade secrets, and technical know-how, are owned exclusively by CONNFLY or its affiliates. Unauthorized use or modification is strictly prohibited without prior written consent from CONNFLY. All intellectual properties provided herein are for reference purposes only and does not constitute authorization of its use in any format or manner. CONNFLY may enforce its intellectual property rights at its own discretion; failures or delays to exercise such rights does not constitute a waiver of such rights.

Dept / Qty	
DC	1
ED	1
IE	1
ISO	1
PD	1
R&D	1
SD	1
QA	1
QC	1
QE	1

REV.	DESCRIPTION	DRAWN	CHECKED	APPROVED
A	NEW RELEASE	LJH 09/15/05'		LJC 09/15/05'
L	DRAWING UPDATE	JLZ 12/17/18'		

RIGHT ANGLE TYPE
N:NUMBER OF CONCACT/2

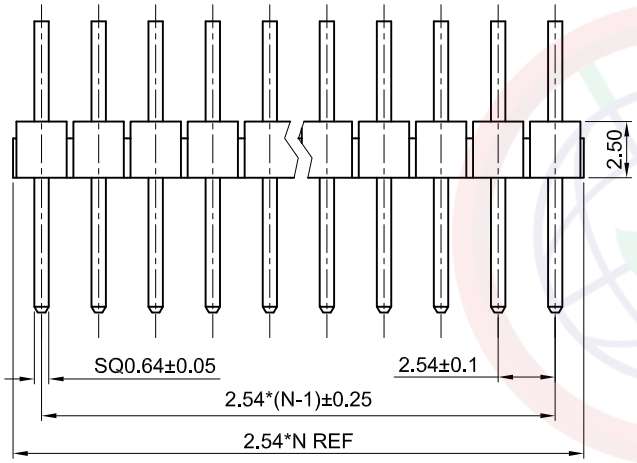

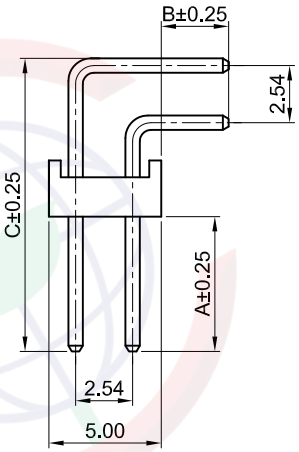

NOTES:
SPECIFICATIONS:
1. CONTACT RESISTANCE: 20mΩ MAX.
2. INSULATION RESISTANCE: 1000MΩ MIN.
3. DIELECTRIC WITHSTANDING VOLTAGE: 600V AC(RMS) FOR 1 MINUTE.
4. CURRENT RATING:3A.
5. VOLTAGE RATING:250V AC RMS.
6. TEMPERATURE: -40°C~+105°C.

MATERIALS:
1. CONTACT MATERIAL: COPPER ALLOY.
2. CONTACT PLATING: GOLD PLATING OVER NICKEL.
3. INSULATOR MATERIALS: PBT,BLACK,UL94-V0.

PRODUCT NUMBER CODE:

DS1022– X X X X – X

- PLATING LEVEL(FOR GOLD ONLY)
  3A: LEVEL 3A B: LEVEL B
  N: LEVEL N
- Dim. A B C type
  1: Type 1
  2: Type 2 ……
  or -A*.*-B*.*-C*.*
- CONTACT PLATING
  F1: FULL GOLD FLASH
  6: FULL TIN
- MOUNTING TYPE
  R: R/A
- No.OF CONTACTS
  2x1 - 2x40

RIGHT ANGLE
TABLE A:

TYPE	Dimension A	Dimension B	Dimension C	Pin Length (mm)
1	6.00	3.00	13.04	14.00 19.00
2	6.10	4.00	12.94	15.00 20.00
3	6.00	4.00	12.76	14.80 19.80
4	9.00	3.00	16.04	17.00 22.00
5	6.00	3.00	13.80	14.80 19.80
6	5.10	3.00	13.04	14.00 19.00
7	6.50	3.00	13.10	14.00 19.00
8	3.00	6.00	9.32	18.30 13.20
9	3.00	3.00	10.90	11.80 16.80
10	7.00	3.10	13.90	15.00 20.00
11	4.00	3.00	10.76	11.80 16.80

TYPE	Dimension A	Dimension B	Dimension C	Pin Length (mm)
12	3.00	3.00	9.90	10.80 15.80
13	6.00	3.50	13.04	14.50 19.50
14	3.00	9.00	11.90	18.80 23.80
15				
16				
17				
18				
19				
20				
21				
22				

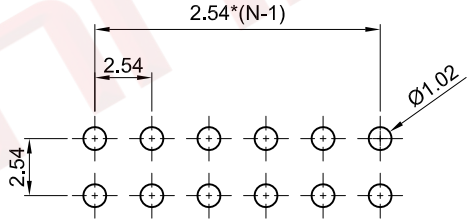

RECOMMEND PCB LAYOUT
(TOLERANCE ±0.05)

GENERAL TOLERANCE		ANGLE TOLERANCE	
X.	±0.60	X.	±5°
.X	±0.38	.X	±3°
.XX	±0.25	.XX	±2°

DRAWING TYPE	CUSTOMER		
SCALE	1:1	SHEET	3 OF 5
DRAWING NO.	C–DS1022–2xXXX–X–L		

PROJECTION		TITLE	2.54mm PIN HEADER R/A TYPE DOUBLE ROW
UNITS	mm		
SHEET SIZE	A4	SERIES	DS1022 SERIES

晨翔电子有限公司
CONNFLY ELECTRONIC CO. LTD

The information provided herein is from CONNFLY Electronic Co., Ltd. and is confidential. Any disclosure to a party other than the recipient is prohibited. The intellectual properties and its rights contained herein, including but not limited to, trademarks, patents, copyrights, trade secrets, and technical know-how, are owned exclusively by CONNFLY or its affiliates. Unauthorized use or modification is strictly prohibited without prior written consent from CONNFLY. All intellectual properties provided herein are for reference purposes only and does not constitute authorization of its use in any format or manner. CONNFLY may enforce its intellectual property rights at its own discretion; failures or delays to exercise such rights does not constitute a waiver of such rights.

Dept	Qty
DC	1
ED	1
IE	1
ISO	1
PD	1
R&D	1
SD	1
QA	1
QC	1
QE	1

REV.	DESCRIPTION	DRAWN	CHECKED	APPROVED
A	NEW RELEASE	LJC 09/13/13'		LJC 09/13/13'
B	ADD P/N CODE	LJC 12/08/13'		LJC 12/08/13'
C	DRAWING UPDATE	JLZ 12/17/18'		

RIGHT ANGLE TYPE
N:NUMBER OF CONCACT/3

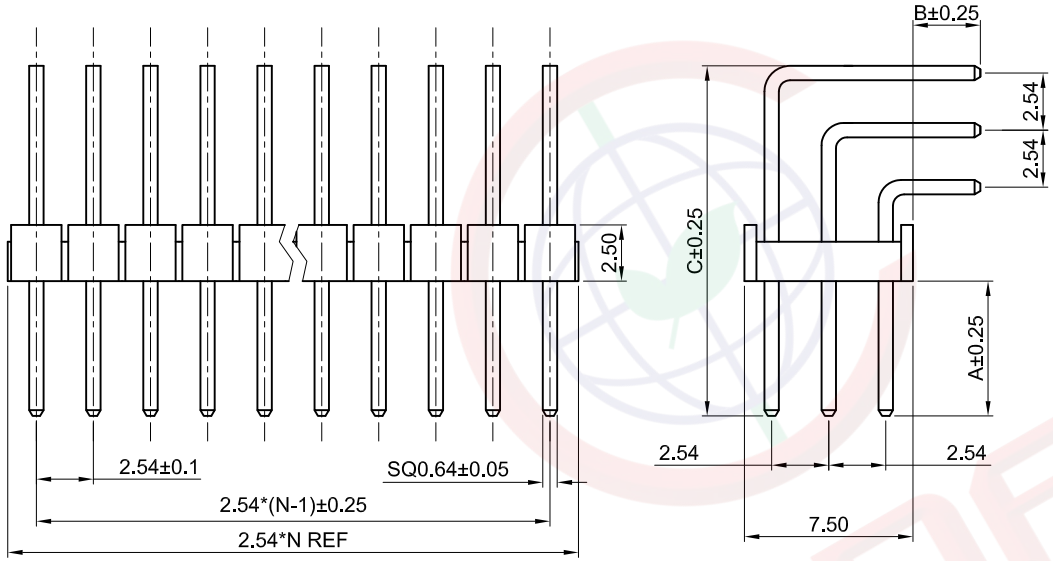

TABLE A:

TYPE	Dimension			Pin Length (mm)
	A	B	C	
1	6.00	3.00	15.58	Short: 14.0 Middle: 19.0 Long: 24.0

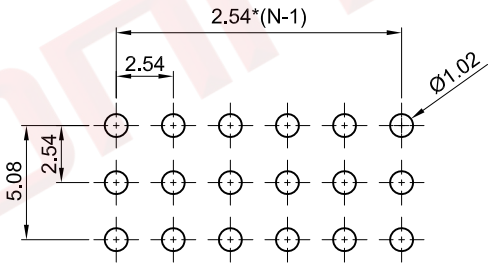

RECOMMEND PCB LAYOUT
(TOLERANCE ±0.05)

NOTES:
SPECIFICATIONS:
1. CONTACT RESISTANCE: 20mΩ MAX.
2. INSULATION RESISTANCE: 1000MΩ MIN.
3. DIELECTRIC WITHSTANDING VOLTAGE: 600V AC(RMS) FOR 1 MINUTE.
4. CURRENT RATING:3A.
5. VOLTAGE RATING:250V AC RMS.
6. TEMPERATURE: -40°C~+105°C.

MATERIALS:
1. CONTACT MATERIAL: COPPER ALLOY.
2. CONTACT PLATING: GOLD PLATING OVER NICKEL.
3. INSULATOR MATERIALS: PBT,BLACK,UL94-V0.

PRODUCT NUMBER CODE:

DS1022– X X X X – X

- PLATING LEVEL(FOR GOLD ONLY)
  3A: LEVEL 3A B: LEVEL B
  N: LEVEL N
- Dim. A B C type
  1: Type 1 ……
  or -A*.*-B*.*-C*.*
- CONTACT PLATING
  F1: FULL GOLD FLASH
  6: FULL TIN
- MOUNTING TYPE
  R: R/A
- No.OF CONTACTS
  3x1 - 3x40

GENERAL TOLERANCE		ANGLE TOLERANCE	
X.	±0.60	X.	±5°
.X	±0.38	.X	±3°
.XX	±0.25	.XX	±2°

DRAWING TYPE	CUSTOMER		
SCALE	1:1	SHEET	4 OF 5
DRAWING NO.	C–DS1022–3xXXX–X–C		

PROJECTION		TITLE	2.54mm PIN HEADER R/A TYPE TREBLE ROW
UNITS	mm		
SHEET SIZE	A4	SERIES	DS1022 SERIES

晨翔电子有限公司
CONNFLY ELECTRONIC CO. LTD

The information provided herein is from CONNFLY Electronic Co., Ltd. and is confidential. Any disclosure to a party other than the recipient is prohibited. The intellectual properties and its rights contained herein, including but not limited to, trademarks, patents, copyrights, trade secrets, and technical know-how, are owned exclusively by CONNFLY or its affiliates. Unauthorized use or modification is strictly prohibited without prior written consent from CONNFLY. All intellectual properties provided herein are for reference purposes only and does not constitute authorization of its use in any format or manner. CONNFLY may enforce its intellectual property rights at its own discretion; failures or delays to exercise such rights does not constitute a waiver of such rights.

Dept / Qty	
DC	1
ED	1
IE	1
ISO	1
PD	1
R&D	1
SD	1
QA	1
QC	1
QE	1

REV.	DESCRIPTION	DRAWN	CHECKED	APPROVED
A	NEW RELEASE	YCH 11/19/10'		LJC 11/19/10'
E	DRAWING UPDATE	JLZ 12/17/18'		

R2 TYPE

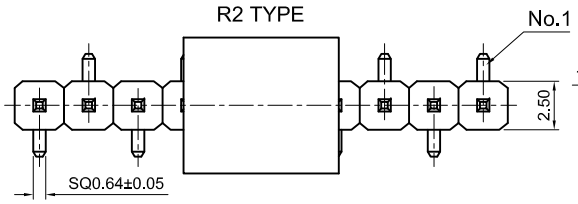

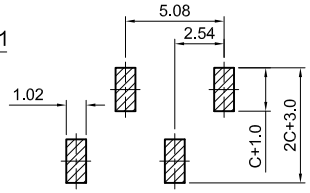

R1 TYPE

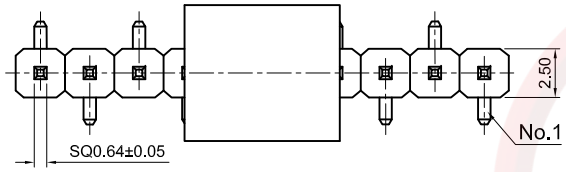

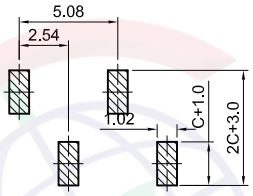

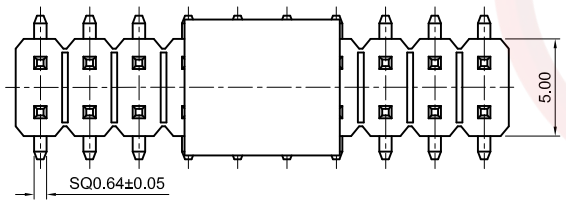

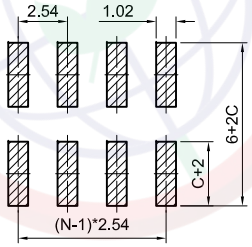

RECOMMEND PCB LAYOUT
TOLERANCE=±0.05

TABLE B:

TYPE	Dimension A	Dimension B	Dimension C	Pin Length (mm)
1	1.50	6.00	3.00	13.80
2	1.20	6.00	3.00	13.50
3	0.68	7.75	1.20	12.90
4	1.20	8.00	2.50	14.90
5	1.20	6.00	1.20	11.70
6	0.70	6.00	1.40	11.30
7	1.50	6.00	1.20	11.90
8	1.00	5.84	1.40	11.60
9	1.00	8.13	1.40	13.80
10	1.18	11.00	2.50	17.90
11	0.68	4.50	1.40	10.00
	0.48	6.00	1.25	11.00

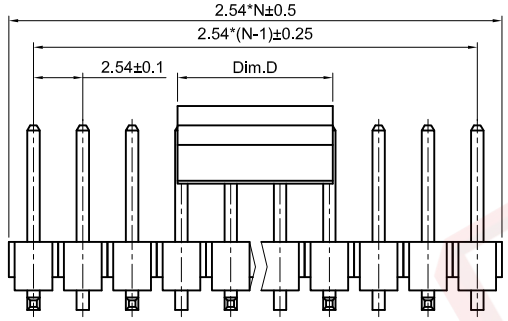

N=No. OF CONTACTS(SINGLE ROW)
N=No. OF CONTACTS/2(DOUBLE ROW)

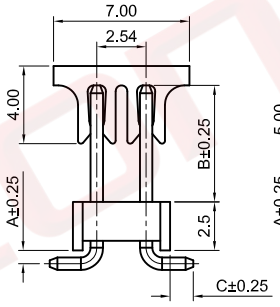

DOUBLE ROW

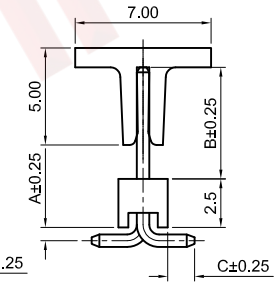

SINGLE ROW

NOTES:

SPECIFICATIONS:
1. CONTACT RESISTANCE: 20mΩ MAX.
2. INSULATION RESISTANCE: 1000MΩ MIN.
3. DIELECTRIC WITHSTANDING VOLTAGE: 600V AC(RMS) FOR 1 MINUTE.
4. CURRENT RATING:3A.
5. VOLTAGE RATING:250V AC RMS.
6. TEMPERATURE: -40°C~+105°C.

MATERIALS:
1. CONTACT MATERIAL: COPPER ALLOY.
2. CONTACT PLATING: GOLD PLATING OVER NICKEL.
3. INSULATOR MATERIALS: HIGH TEMP,BLACK,UL94-V0.

PRODUCT NUMBER CODE:

DS1022- X X M X X X X - X

- PLATING LEVEL(FOR GOLD ONLY)
  3A: LEVEL 3A B: LEVEL B
- PACKING TYPE
  T: TRAY
  R: TAPE ON REEL
  B: TUBE
- PICK UP SUPPORT
  S: W/ PICK UP
  X: W/O PICK UP
- Dim. A B C type
  1: Type 1.....
  or -A*.*-B*.*-C*.*
- CONTACT PLATING
  F1: FULL GOLD FLASH
  6: FULL TIN
- BEND TYPE (SINGLE ROW ONLY)
  A: R1 TYPE
  B: R2 TYPE
- MOUNTING TYPE
  M: SMT
- No.OF CONTACTS
  1x2 - 1x40
  2x2 - 2x40

pos. \ Dim.	Dim.D
2~4pin	5.0mm
5~40pin	8.0mm
Single Row	7.0mm

GENERAL TOLERANCE		ANGLE TOLERANCE	
X.	±0.60	X.	±5°
.X	±0.38	.X	±3°
.XX	±0.25	.XX	±2°

DRAWING TYPE	CUSTOMER		
SCALE	1:1	SHEET	5 OF 5
DRAWING NO.	C-DS1022-XMXXXXXX-X-E		

PROJECTION		TITLE	PIN HEADER PITCH 2.54mm SMT TYPE
UNITS	mm		
SHEET SIZE	A4	SERIES	DS1022 SERIES

晨翔电子有限公司
CONNFLY ELECTRONIC CO. LTD

The information provided herein is from CONNFLY Electronic Co., Ltd. and is confidential. Any disclosure to a party other than the recipient is prohibited. The intellectual properties and its rights contained herein, including but not limited to, trademarks, patents, copyrights, trade secrets, and technical know-how, are owned exclusively by CONNFLY or its affiliates. Unauthorized use or modification is strictly prohibited without prior written consent from CONNFLY. All intellectual properties provided herein are for reference purposes only and does not constitute authorization of its use in any format or manner. CONNFLY may enforce its intellectual property rights at its own discretion; failures or delays to exercise such rights does not constitute a waiver of such rights.