PCB terminal block - PTDA 2,5/ 8-5,0 - 1725380

Please be informed that the data shown in this PDF Document is generated from our Online Catalog. Please find the complete data in the user's documentation. Our General Terms of Use for Downloads are valid (http://download.phoenixcontact.com)



The figure shows a 10-position version of the product

PCB terminal block, nominal current: 24 A, nom. voltage: 400 V, pitch: 5 mm, number of positions: 8, connection method: Push-in spring connection, mounting: Wave soldering, conductor/PCB connection direction: 45 °, color: green

Your advantages

- Time saving push-in connection, tools not required
- Defined contact force ensures that contact remains stable over the long term
- Potentials can be easily looped through – ideal for BUS applications
- Quick and convenient testing using integrated test option
- Rounded type for individual device design
- Two solder pins reduce the mechanical strain on the soldering spots



Key commercial data

package_quantity	50
GTIN	4046356129312

Technical data

Dimensions

Length [l]	16 mm
Pitch	5 mm
Dimension a	35 mm
Width [w]	40 mm
Height	16 mm
Height [h]	19.5 mm
Solder pin [P]	3.5 mm
Pin spacing	5 mm
Hole diameter	1.3 mm

General

Range of articles	PTDA 2,5/
Insulating material group	I
Rated surge voltage (III/3)	4 kV

PCB terminal block - PTDA 2,5/ 8-5,0 - 1725380

Technical data

General

Rated surge voltage (III/2)	4 kV
Rated surge voltage (II/2)	4 kV
Rated voltage (III/3)	320 V
Rated voltage (III/2)	400 V
Rated voltage (II/2)	630 V
Connection in acc. with standard	EN-VDE
Nominal current I_N	24 A
Nominal cross section	2.5 mm²
Maximum load current	24 A
Insulating material	PA
Flammability rating according to UL 94	V0
Stripping length	10 mm
Number of positions	8

Connection data

Conductor cross section solid min.	0.2 mm²
Conductor cross section solid max.	2.5 mm²
Conductor cross section flexible min.	0.2 mm²
Conductor cross section flexible max.	2.5 mm²
Conductor cross section flexible, with ferrule without plastic sleeve min.	0.5 mm²
Conductor cross section flexible, with ferrule without plastic sleeve max.	2.5 mm²
Conductor cross section flexible, with ferrule with plastic sleeve min.	0.5 mm²
Conductor cross section flexible, with ferrule with plastic sleeve max.	1 mm²
Conductor cross section AWG min.	24
Conductor cross section AWG max.	14
2 conductors with same cross section, solid min.	0.2 mm²
2 conductors with same cross section, solid max.	2.5 mm²
2 conductors with same cross section, stranded min.	0.2 mm²
2 conductors with same cross section, stranded max.	2.5 mm²
2 conductors with same cross section, stranded, ferrules without plastic sleeve, min.	0.5 mm²
2 conductors with same cross section, stranded, ferrules without plastic sleeve, max.	2.5 mm²
2 conductors with same cross section, stranded, TWIN ferrules with plastic sleeve, min.	0.5 mm²
2 conductors with same cross section, stranded, TWIN ferrules with plastic sleeve, max.	1 mm²

Standards and Regulations

Connection in acc. with standard	EN-VDE
	CUL

PCB terminal block - PTDA 2,5/ 8-5,0 - 1725380

Technical data

Standards and Regulations

Flammability rating according to UL 94	V0

Environmental Product Compliance

China RoHS	Environmentally friendly use period: unlimited = EFUP-e
	No hazardous substances above threshold values

Classifications

eCl@ss

eCl@ss 4.0	272607xx
eCl@ss 4.1	27141109
eCl@ss 5.0	27141190
eCl@ss 5.1	27261100
eCl@ss 6.0	27261100
eCl@ss 7.0	27440401
eCl@ss 8.0	27440401
eCl@ss 9.0	27440401

ETIM

ETIM 3.0	EC001121
ETIM 4.0	EC002643
ETIM 5.0	EC002643
ETIM 6.0	EC002643
ETIM 7.0	EC002643

UNSPSC

UNSPSC 6.01	30211801
UNSPSC 7.0901	39121432
UNSPSC 11	34131203
UNSPSC 12.01	39121432
UNSPSC 13.2	39121432

Approvals

CCA / IECEE CB Scheme / VDE Gutachten mit Fertigungsüberwachung / EAC / cULus Recognized /

Approval details

CCA	
Nominal voltage UN	250 V
Nominal current IN	24 A
mm²/AWG/kcmil	0.2-2.5

PCB terminal block - PTDA 2,5/ 8-5,0 - 1725380

Approvals

IECEE CB Scheme	
Nominal voltage UN	250 V
Nominal current IN	24 A
mm²/AWG/kcmil	0.2-2.5

VDE Gutachten mit Fertigungsüberwachung	
Nominal voltage UN	250 V
Nominal current IN	24 A
mm²/AWG/kcmil	0.2-2.5

EAC

cULus Recognized		
Usegroups	**B**	**D**
Nominal voltage UN	300 V	300 V
Nominal current IN	15 A	10 A
mm²/AWG/kcmil	24-14	24-14

Accessories

Screwdriver tools

SZF 1-0,6X3,5 - 1204517



Drawings

Drilling diagram

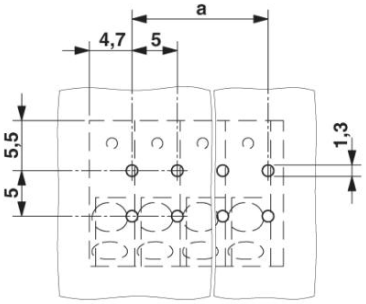

PCB terminal block - PTDA 2,5/ 8-5,0 - 1725380

Diagram

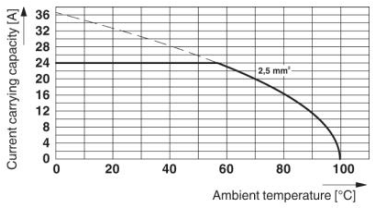

Derating diagram for 5 positions; reduction factor=0.8

Dimensional drawing

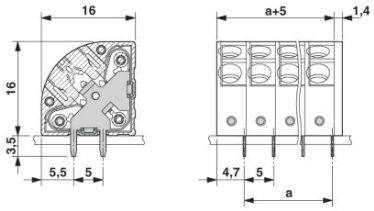

Phoenix Contact 2019 © - all rights reserved
http://www.phoenixcontact.com