


Socket - EO-CF/PT/GN - 0804039

Please be informed that the data shown in this PDF Document is generated from our Online Catalog. Please find the complete data in the user's documentation. Our General Terms of Use for Downloads are valid (<http://phoenixcontact.com/download>)



Socket, Pin connector pattern type CF, Push-in spring connection, green, for mounting on a DIN rail in the service interface or direct mounting, 250 V AC, 16 A, -20 °C, 60 °C, VDE 0620-1

Key Commercial Data

Packing unit	5 pc
Minimum order quantity	5 pc
GTIN	 4 055626 225791
GTIN	4055626225791
Weight per Piece (excluding packing)	71.250 g
Weight per piece (including packing)	71.250 g
Custom tariff number	85366990
Country of origin	Poland
Sales Key	B1 - Marking Assembly

Technical data

Dimensions

Width	45 mm
Height	75 mm
Depth	60 mm

Ambient conditions

Ambient temperature (operation)	-20 °C ... 60 °C
---------------------------------	------------------

General

Nominal voltage U_N	250 V AC (50 Hz)
Nominal current I_N	16 A
Status display	No
Contact material	CuZn37
Color	green

Socket - EO-CF/PT/GN - 0804039

Technical data

General

Insulating material	PA
Flammability rating according to UL 94	V0
Standards/regulations	VDE 0620-1
Country ID	Germany

Connection data

Conductor cross section solid min.	0.2 mm ²
Conductor cross section solid max.	4 mm ²
Conductor cross section flexible min.	0.2 mm ²
Conductor cross section flexible max.	2.5 mm ²
Conductor cross section AWG min.	24
Conductor cross section AWG max.	12
Connection method	Push-in spring connection

Standards and Regulations


Standards/regulations	VDE 0620-1
Flammability rating according to UL 94	V0
Fire protection for rail vehicles (DIN EN 45545-2) R22	HL 1 - HL 3 HL 1 - HL 3 HL 1 - HL 3 HL 1 - HL 3
Fire protection for rail vehicles (DIN EN 45545-2) R23	HL 1 - HL 3 HL 1 - HL 3 HL 1 - HL 3 HL 1 - HL 3
Fire protection for rail vehicles (DIN EN 45545-2) R24	HL 1 - HL 3 HL 1 - HL 3 HL 1 - HL 3 HL 1 - HL 3
Fire protection for rail vehicles (DIN EN 45545-2) R26	HL 1 - HL 3 HL 1 - HL 3 HL 1 - HL 3 HL 1 - HL 3

Environmental Product Compliance

China RoHS	Environmentally friendly use period: unlimited = EFUP-e
	No hazardous substances above threshold values

Drawings

Circuit diagram



Classifications

eCl@ss

eCl@ss 5.1	27142300
eCl@ss 6.0	27142300
eCl@ss 7.0	27142305
eCl@ss 8.0	27142305
eCl@ss 9.0	27142305

Socket - EO-CF/PT/GN - 0804039

Classifications

ETIM

ETIM 5.0	EC001663
ETIM 6.0	EC001663

Approvals


Approvals

Approvals

VDE report with production monitoring

Ex Approvals

Approval details

VDE report with production monitoring		http://www2.vde.com/de/Institut/Online-Service/VDE-gepruefteProdukte/Seiten/Online-Suche.aspx	40047713
Nominal voltage UN	250 V		
Nominal current IN	16 A		

Accessories

Accessories

Terminal marking

Marker for terminal blocks - UC-TMF 8 - 0818137



Marker for terminal blocks, Sheet, white, unlabeled, can be labeled with: BLUEMARK ID, BLUEMARK ID COLOR, BLUEMARK CLED, PLOTMARK, CMS-P1-PLOTTER, mounting type: snap into flat marker groove, for terminal block width: 8.2 mm, lettering field size: 7.6 x 5.1 mm

Marker for terminal blocks - UC-TMF 16 - 0819262



Marker for terminal blocks, Sheet, white, unlabeled, can be labeled with: BLUEMARK ID, BLUEMARK ID COLOR, BLUEMARK CLED, PLOTMARK, CMS-P1-PLOTTER, mounting type: snap into flat marker groove, for terminal block width: 16 mm, lettering field size: 15.45 x 5.1 mm

Socket - EO-CF/PT/GN - 0804039

Accessories

Zack Marker strip, flat - ZBF 8:UNBEDRUCKT - 0808781



Zack Marker strip, flat, Strip, white, unlabeled, can be labeled with: CMS-P1-PLOTTER, PLOTMARK, mounting type: snap into flat marker groove, for terminal block width: 8 mm, lettering field size: 5.15 x 8.15 mm

Zack Marker strip, flat - ZBF 16:UNPRINTED - 0827464



Zack Marker strip, flat, Strip, white, unlabeled, can be labeled with: CMS-P1-PLOTTER, PLOTMARK, mounting type: snap into flat marker groove, for terminal block width: 16 mm, lettering field size: 16.25 x 10.5 mm
