

Double socket - EO-CF/UT/LED/DUO/GN - 0804037


Please be informed that the data shown in this PDF Document is generated from our Online Catalog. Please find the complete data in the user's documentation. Our General Terms of Use for Downloads are valid (<http://phoenixcontact.com/download>)



Double socket, Pin connector pattern type CF, Screw connection, Light indicator, green, for mounting on a DIN rail in the service interface or direct mounting, 250 V AC, 16 A, -20 °C, 60 °C, VDE 0620-1



Key Commercial Data

Packing unit	2 pc
Minimum order quantity	2 pc
GTIN	 4 055626 225777
GTIN	4055626225777
Weight per Piece (excluding packing)	135.000 g
Weight per piece (including packing)	135.010 g
Custom tariff number	85366990
Country of origin	Poland
Sales Key	B1 - Marking Assembly

Technical data

Dimensions

Width	90 mm
Height	75 mm
Depth	60 mm

Ambient conditions

Ambient temperature (operation)	-20 °C ... 60 °C
---------------------------------	------------------

General

Nominal voltage U_N	250 V AC (50 Hz)
Nominal current I_N	16 A
Status display	Yes
Contact material	CuZn37
Color	green

Double socket - EO-CF/UT/LED/DUO/GN - 0804037

Technical data

General

Insulating material	PA
Flammability rating according to UL 94	V0
Standards/regulations	VDE 0620-1
Country ID	Germany

Connection data

Conductor cross section solid min.	0.2 mm ²
Conductor cross section solid max.	4 mm ²
Conductor cross section flexible min.	0.2 mm ²
Conductor cross section flexible max.	2.5 mm ²
Conductor cross section AWG min.	24
Conductor cross section AWG max.	12
Connection method	Screw connection

Standards and Regulations

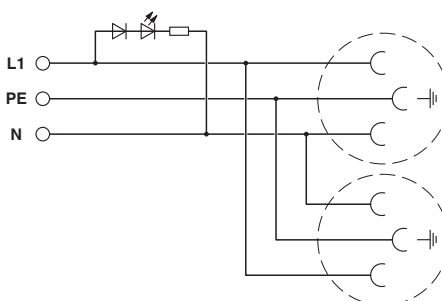
Standards/regulations	VDE 0620-1
Flammability rating according to UL 94	V0
Fire protection for rail vehicles (DIN EN 45545-2) R22	HL 1 - HL 3 HL 1 - HL 3 HL 1 - HL 3 HL 1 - HL 3
Fire protection for rail vehicles (DIN EN 45545-2) R23	HL 1 - HL 3 HL 1 - HL 3 HL 1 - HL 3 HL 1 - HL 3
Fire protection for rail vehicles (DIN EN 45545-2) R24	HL 1 - HL 3 HL 1 - HL 3 HL 1 - HL 3 HL 1 - HL 3
Fire protection for rail vehicles (DIN EN 45545-2) R26	HL 1 - HL 3 HL 1 - HL 3 HL 1 - HL 3 HL 1 - HL 3

Environmental Product Compliance

REACH SVHC	Lead 7439-92-1
China RoHS	Environmentally Friendly Use Period = 50
	For details about hazardous substances go to tab "Downloads", Category "Manufacturer's declaration"

Drawings

Circuit diagram



Double socket - EO-CF/UT/LED/DUO/GN - 0804037

Classifications

eCl@ss

eCl@ss 5.1	27142300
eCl@ss 6.0	27142300
eCl@ss 7.0	27142305
eCl@ss 8.0	27142305
eCl@ss 9.0	27142305

ETIM

ETIM 5.0	EC001663
ETIM 6.0	EC001663

Approvals


Approvals

Approvals

VDE approval of drawings

Ex Approvals

Approval details

VDE approval of drawings		http://www2.vde.com/de/Institut/Online-Service/VDE-gepruefteProdukte/Seiten/Online-Suche.aspx	40047711
Nominal voltage UN	250 V		
Nominal current IN	16 A		

Accessories

Accessories

Terminal marking

Marker for terminal blocks - UC-TMF 8 - 0818137



Marker for terminal blocks, Sheet, white, unlabeled, can be labeled with: BLUEMARK ID, BLUEMARK ID COLOR, BLUEMARK CLED, PLOTMARK, CMS-P1-PLOTTER, mounting type: snap into flat marker groove, for terminal block width: 8.2 mm, lettering field size: 7.6 x 5.1 mm

Double socket - EO-CF/UT/LED/DUO/GN - 0804037

Accessories

Marker for terminal blocks - UC-TMF 16 - 0819262



Marker for terminal blocks, Sheet, white, unlabeled, can be labeled with: BLUEMARK ID, BLUEMARK ID COLOR, BLUEMARK CLED, PLOTMARK, CMS-P1-PLOTTER, mounting type: snap into flat marker groove, for terminal block width: 16 mm, lettering field size: 15.45 x 5.1 mm

Zack Marker strip, flat - ZBF 8:UNBEDRUCKT - 0808781



Zack Marker strip, flat, Strip, white, unlabeled, can be labeled with: CMS-P1-PLOTTER, PLOTMARK, mounting type: snap into flat marker groove, for terminal block width: 8 mm, lettering field size: 5.15 x 8.15 mm

Zack Marker strip, flat - ZBF 16:UNPRINTED - 0827464



Zack Marker strip, flat, Strip, white, unlabeled, can be labeled with: CMS-P1-PLOTTER, PLOTMARK, mounting type: snap into flat marker groove, for terminal block width: 16 mm, lettering field size: 16.25 x 10.5 mm
