

SCREW HOLE PUNCHES

FASCINATION FOR PRECISION®

Powerful can be that simple.

The RUKO screw hole punch DuoCut SGS-Power

- + Up to 70% less effort required
- + More holes due to less wear & tear
- + Significantly improved holes



DuoCut SGS-Power




Strong Performance.

The perfect solution for stainless steel sheet, mild steel sheet, non-ferrous and light metals and plastics.

Ideal for plumbers, sheet metal workers and general fabrication.



Information
and videos





Screw hole punches DuoCut and DuoCut SGS-Power with two point cutting tip

Die: two point cutting tip
 Material: special steel
 Draw-in bolt: metric fine-threads

The perfect solution for stainless steel sheet, mild steel sheet, non-ferrous and light metals and plastics. Ideal for plumbers, sheet metal workers and general fabrication.



Packing unit: individual cartons

2-point punch with ball bearing:

- Up to 70% less power required
- Less wear and tear
- More precise punching

Precision ground female tool punch:

- Better punching results
- Improved surface coating on workpiece

Ø mm	Through dimensions		Conduit & Pipe Size	Ø inch	Draw-in bolt MF	Art. no standard	Art. no ball-bearing	
	M	PG					SGS-Power	
12,7	M 12	PG 7		1/2"	MF 8	109 2 127	—	1
15,2		PG 9			MF 10	109 2 152	109 2 152 K	1
16,5	M 16				MF 10	109 2 165	109 2 165 K	1
18,6		PG 11			MF 10	109 2 186	109 2 186 K	1
20,4	M 20	PG 13,5			MF 10	109 2 204	109 2 204 K	1
22,5		PG 16	1/2"	7/8"	MF 10	109 2 225	109 2 225 K	1
25,4	M 25			1"	MF 10	109 2 254	109 2 254 K	1
28,3		PG 21	3/4"		MF 12	109 2 283	109 2 283 K	1
32,0					MF 12	109 2 320	109 2 320 K	1
32,5	M 32				MF 12	109 2 325	109 2 325 K	1
35,0				1 3/8"	MF 12	109 2 350	109 2 350 K	1
37,0		PG 29			MF 12	109 2 370	109 2 370 K	1
40,5					MF 16	109 2 405	109 2 405 K	1
47,0		PG 36			MF 16	109 2 470	109 2 470 K	1
50,5	M 50				MF 16	109 2 505	109 2 505 K	1
54,0		PG 42		2 1/8"	MF 16	109 2 540	109 2 540 K	1

Screw hole punches set DuoCut SGS-Power with two point cutting tip for plumbing in plastic case

	Art. no
8-piece set of screw hole punches 3 screw hole punches Ø 28,3 (PG21) - 32,0 - 35,0 mm + 1 tube and sheet drill HSS-TiN size 2 + 2 replacement bolt MF 12 x 1,5 + 1 replacement bolt with ball-bearing MF 12 x 1,5 + 1 ring-open end spanner size 19,0 mm	109 010



Screw hole punches sets DuoCut and DuoCut SGS-Power with two point cutting tip in plastic cases

		Art. no standard	Art. no ball-bearing SGS-Power
Set 1 DuoCut	<p>11 - piece set of screw hole punches 6 screw hole punches Ø 15,2 (PG 9) - 18,6 (PG 11) - 20,4 (M 20 / PG 13,5) - 22,5 (PG 16) - 28,3 (PG 21) - 32,0 mm</p> <p>+ 1 tube and sheet drill HSS size 1 + 1 cutting paste 30 g + 2 replacement bolts MF 10 x 1,0 + 1 replacement bolt MF 12 x 1,5</p>	109 2 002	109 2 002 K
Set 2 DuoCut	<p>13 - piece set of screw hole punches 8 screw hole punches Ø 15,2 (PG 9) - 18,6 (PG 11) - 20,4 (M 20 / PG 13,5) - 22,5 (PG 16) - 28,3 (PG 21) - 37,0 (PG 29) - 47,0 (PG 36) + 54,0 mm (PG 42)</p> <p>+ 1 tube and sheet drill HSS size 2 + 1 cutting paste 30 g + 1 replacement bolt MF 10 x 1,0 + 1 replacement bolt MF 12 x 1,5 + 1 replacement bolt MF 16 x 1,5</p>	109 2 003	109 2 003 K
Set 3 DuoCut	<p>10 - piece set of screw hole punches 5 screw hole punches Ø 16,5 (M 16) - 20,4 (M 20 / PG 13,5) - 25,4 (M 25) - 32,5 (M 32) + 40,5 mm (M 40)</p> <p>+ 1 tube and sheet drill HSS size 2 + 1 cutting paste 30 g + 1 replacement bolt MF 10 x 1,0 + 1 replacement bolt MF 12 x 1,5 + 1 replacement bolt MF 16 x 1,5</p>	109 2 006	109 2 006 K



Screw hole punches with three point cutting tip

Die: three point cutting tip
 Material: special steel
 Draw-in bolt: metric fine-threads

Suitable for sheet steel, stainless-steel sheets, non-ferrous and light metals, plastics.
 Ideal for switchgear manufacturers, electricians, plumbers, industry and handicrafts.



Packing unit: individual cartons



The through hole should be only slightly bigger than the diameter (+ 1.0 mm) of the traction bolt. Apply (spread) RUKO lubricating paste on the cutting edges and the traction bolt. This reduces wear and thus increases the service life of the screw hole punch.



Ø mm	Through dimensions		Conduit & Pipe Size	Ø inch	Draw-in bolt MF	Art. no standard	Art. no ball-bearing	
	M	PG						
12,7	M 12	PG 7		1/2"	MF 8	109 127	—	1
15,2		PG 9			MF 10	109 152	109 152 K	1
16,0					MF 10	109 160	109 160 K	1
16,5	M 16				MF 10	109 165	109 165 K	1
18,0					MF 10	109 180	109 180 K	1
18,6		PG 11			MF 10	109 186	109 186 K	1
19,0				3/4"	MF 10	109 190	109 190 K	1
20,0					MF 10	109 200	109 200 K	1
20,4	M 20	PG 13,5			MF 10	109 204	109 204 K	1
21,0					MF 10	109 210	109 210 K	1
22,0					MF 10	109 220	109 220 K	1
22,5		PG 16	1/2"	7/8"	MF 10	109 225	109 225 K	1
23,0					MF 10	109 230	109 230 K	1
24,0					MF 10	109 240	109 240 K	1
25,0					MF 10	109 250	109 250 K	1
25,4	M 25			1"	MF 10	109 254	109 254 K	1
26,0					MF 10	109 260	109 260 K	1
27,0					MF 10	109 270	109 270 K	1
28,3		PG 21	3/4"		MF 12	109 283	109 283 K	1
29,0					MF 12	109 290	109 290 K	1
30,0					MF 12	109 300	109 300 K	1
30,5				1 7/32"	MF 12	109 305	109 305 K	1
31,0					MF 12	109 310	109 310 K	1
32,0					MF 12	109 320	109 320 K	1
32,5	M 32				MF 12	109 325	109 325 K	1
33,0					MF 12	109 330	109 330 K	1
34,0					MF 12	109 340	109 340 K	1
35,0				1 3/8"	MF 12	109 350	109 350 K	1
36,0					MF 12	109 360	109 360 K	1
37,0		PG 29			MF 12	109 370	109 370 K	1
38,0				1 1/2"	MF 12	109 380	109 380 K	1
40,0	M 40				MF 12	109 400	109 400 K	1
40,5					MF 16	109 405	109 405 K	1
42,0					MF 16	109 420	109 420 K	1
43,0			1 1/4"		MF 16	109 430	109 430 K	1
45,0					MF 16	109 450	109 450 K	1
47,0		PG 36			MF 16	109 470	109 470 K	1
50,0			1 1/2"		MF 16	109 500	109 500 K	1
50,5	M 50				MF 16	109 505	109 505 K	1
51,0					MF 16	109 510	109 510 K	1
53,0					MF 16	109 530	109 530 K	1
54,0		PG 42		2 1/8"	MF 16	109 540	109 540 K	1
55,0					MF 16	109 550	109 550 K	1
60,0		PG ~ 48			MF 16	109 600	109 600 K	1
61,5			2"	2 3/8"	MF 16	109 615	109 615 K	1
63,5	M 63			2 1/2"	MF 16	109 635	109 635 K	1



Sets of screw hole punches with three point cutting tip in plastic cases

		Art. no standard	Art. no ball-bearing
Set 1	<p>11 - piece set of screw hole punches 6 screw hole punches Ø 15,2 (PG 9) - 18,6 (PG 11) - 20,4 (M 20 / PG 13,5) - 22,5 (PG 16) - 28,3 (PG 21) + 32,0 mm</p> <p>+ 1 tube and sheet drill HSS size 1 + 1 cutting paste 30 g + 2 replacement bolts MF 10 x 1,0 + 1 replacement bolt MF 12 x 1,5</p>	109 002	109 002 K
Set 2	<p>13 - piece set of screw hole punches 8 screw hole punches Ø 15,2 (PG 9) - 18,6 (PG 11) - 20,4 (M 20 / PG 13,5) - 22,5 (PG 16) - 28,3 (PG 21) - 37,0 (PG 29) - 47,0 (PG 36) + 54,0 mm (PG 42)</p> <p>+ 1 tube and sheet drill HSS size 2 + 1 cutting paste 30 g + 1 replacement bolt MF 10 x 1,0 + 1 replacement bolt MF 12 x 1,5 + 1 replacement bolt MF 16 x 1,5</p>	109 003	109 003 K
Set 3	<p>10 - piece set of screw hole punches 5 screw hole punches Ø 16,5 (M 16) - 20,4 (M 20 / PG 13,5) - 25,4 (M 25) - 32,5 (M 32) + 40,5 mm (M 40)</p> <p>+ 1 tube and sheet drill HSS size 2 + 1 cutting paste 30 g + 1 replacement bolt MF 10 x 1,0 + 1 replacement bolt MF 12 x 1,5 + 1 replacement bolt MF 16 x 1,5</p>	109 006	109 006 K
Set 4	<p>12 - piece set of screw hole punches 7 screw hole punches Ø 16,5 (M 16) - 20,4 (M 20 / PG 13,5) - 25,4 (M 25) - 32,5 (M 32) - 40,5 (M 40) - 50,5 (M 50) + 63,5 mm (M 63)</p> <p>+ 1 tube and sheet drill HSS size 2 + 1 cutting paste 30 g + 1 replacement bolt MF 10 x 1,0 + 1 replacement bolt MF 12 x 1,5 + 1 replacement bolt MF 16 x 1,5</p>	109 008	109 008 K



Set of foot-operated hydraulic punch in plastic case

	Article no.
Foot-operated hydraulic punch, complete + 1 distance sleeve + 1 adapter bolt MF 10 x 1,0, 3/4" UNF fitting + 1 adapter bolt MF 12 x 1,5, 3/4" UNF fitting + 1 adapter bolt MF 16 x 1,5, 3/4" UNF fitting pulling power 50 kN	109 301



109 301

Set of manual hydraulic punch in plastic case

	Article no.
Compact manual hydraulic punch, complete + 1 distance sleeve + 1 adapter bolt MF 10 x 1,0, 3/4" UNF fitting + 1 adapter bolt MF 12 x 1,5, 3/4" UNF fitting + 1 adapter bolt MF 16 x 1,5, 3/4" UNF fitting pulling power 50 kN	109 101
Manual hydraulic punch, complete + 1 distance sleeve + 1 adapter bolt MF 10 x 1,0, 3/4" UNF fitting + 1 adapter bolt MF 12 x 1,5, 3/4" UNF fitting + 1 adapter bolt MF 16 x 1,5, 3/4" UNF fitting pulling power 50 kN	109 201



109 101



109 201

Set of screw hole punches with compact manual hydraulic punch in plastic case


	Article no.
13-piece set of screw hole punches with compact manual hydraulic punch 1 compact manual hydraulic punch + 6 screw hole punches Ø 16,5 (M 16) - 20,4 (M 20 / PG 13,5) - 25,4 (M 25) - 32,5 (M 32) - 40,5 (M 40) + 50,5 mm (M 50) + 1 tube and sheet drill HSS size 2 + 1 cutting paste 30 g + 1 distance sleeve + 1 adapter bolt MF 10 x 1,0, 3/4" UNF fitting + 1 adapter bolt MF 12 x 1,5, 3/4" UNF fitting + 1 adapter bolt MF 16 x 1,5, 3/4" UNF fitting pulling power 50 kN	109 009
15-piece set of screw hole punches with compact manual hydraulic punch 1 compact manual hydraulic punch + 8 screw hole punches Ø 15,2 (PG 9) - 18,6 (PG11) - 20,4 (M 20 / PG 13,5) - 22,5 (PG 16) - 28,3 (PG 21) - 37,0 (PG 29) - 47,0 (PG 36) + 54,0 mm (PG 42) + 1 tube and sheet drill HSS size 2 + 1 cutting paste 30 g + 1 distance sleeve + 1 adapter bolt MF 10 x 1,0, 3/4" UNF fitting + 1 adapter bolt MF 12 x 1,5, 3/4" UNF fitting + 1 adapter bolt MF 16 x 1,5, 3/4" UNF fitting pulling power 50 kN	109 004



109 009



109 004



Recommendations for the use of screw hole punches


Ø mm	Draw-in bolt	Sheet steel	Stainless-steel sheets	Non-ferrous and light metals	Plastics
12,7	MF 8 x 1,0 mm	2,0 mm	1,0 mm	4,0 mm	4,0 mm
15,2 - 27,0	MF 10 x 1,0 mm	2,0 mm	1,0 mm	4,0 mm	4,0 mm
28,3 - 40,0	MF 12 x 1,5 mm	3,0 mm	1,5 mm	4,0 mm	4,0 mm
40,5 - 63,5	MF 16 x 1,5 mm	3,0 mm	1,5 mm	4,0 mm	4,0 mm



Spare parts

The adapter bolts may be used on all standard hydraulic punches.

Packing unit: individual plastic packing



	Article no.
Distance sleeve	109 000
Adapter bolt MF 10 x 1,0, 3/4" UNF fitting	109 110
Adapter bolt MF 12 x 1,5, 3/4" UNF fitting	109 112
Adapter bolt MF 16 x 1,5, 3/4" UNF fitting	109 116
Replacement bolt MF 8 x 1,0 x 40	103 108
Replacement bolt MF 10 x 1,0 x 45	103 110
Replacement bolt MF 12 x 1,5 x 55	103 112
Replacement bolt MF 16 x 1,5 x 60	103 116
Replacement bolt with ball-bearing MF 10 x 1,0 x 50	103 110 K
Replacement bolt with ball-bearing MF 12 x 1,5 x 60	103 112 K
Replacement bolt with ball-bearing MF 16 x 1,5 x 70	103 116 K

