

USER GUIDE

QuietOn SLEEP

EN

1 CONTENTS

This package includes the QuietOn Sleep earplugs, charging case, charging cable, three pairs of foam tips for different sized ears and user guide. Charging can be performed using a normal Micro-USB cable connected to a charger or computer. Charger is not included in the box.

2 IMPORTANT

For your safety, please read this entire QuietOn Sleep user guide BEFORE operating the product. Read all instructions, warnings and safety information. It is critical that you follow the instructions and pay attention to the warnings to prevent injury to yourself and to prevent damage to your product and others. Retain these instructions for future reference.

Information in this document may be changed. QuietOn reserves the right to change or improve its products and to make changes in the documentation without notice of such changes or improvements. Please refer to the user guide and www.quieton.com for additional important information on the use and operation of the products. The QuietOn website (www.quieton.com) may contain updates and supplemental information concerning the use and operation of QuietOn products.


3 USING QUIETONS

3.1 HOW TO USE QUIETONS

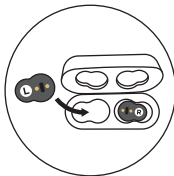
CHARGING



Attach Micro-USB cable to charging case. Attach another end to mobile phone charger or PC.

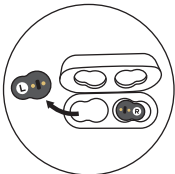


The device is fully charged when charging lights have turned off. Charging time is about 1 hour.



NOTE: Earplugs need to be in correct position.

POWER ON/OFF



Earplugs are automatically switched on when they are removed from the case.

NOTE: Earplugs are in silent OR in hearing mode.

USING THE EARPLUGS



Push "R" earplug firmly into right ear and "L" earplug to left as shown in the picture above. Rotate earplug backwards to get it properly in place.

NOTE: Earplugs need to be airtight in your ear to get full performance. If they are not airtight, please adjust the position or select correct size eartips.



HEARING AND SILENT MODE

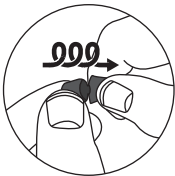


Earplug has two modes: hearing and silent mode. Press the button to change the mode. Without background noise it might be difficult to recognise the mode. To check which mode the device is currently using, snap your fingers close to the device. Then press the button and snap again to hear the difference.

NOTE: Both earplugs need to be switched separately.



CHANGING THE TIPS



Remove the eartip by pulling it with a twisting motion. Then push new eartip in place. M-size tips are in place as default, small and large tips can be found from the sales box.

NOTE: When putting on the new tips, please remember to push them completely in place.



3.2 EARTIP SELECTION

Use only QuietOn eartips designed for use with this product. Different tip sizes are available via QuietOn webshop to help you ensure that plugs will fit airtight in your ears. Do not insert the eartip directly into the ear without correctly attaching it to QuietOn device.

If the medium size does not provide a proper fit, proceed with the small or large size eartips as these were designed to fit users for whom the medium size is not suitable. Do not use product if the proper size and fit cannot be obtained.

In order to be comfortable to use, tips are designed and manufactured of soft material and are not under warranty. Lifetime of foam tips is a few months depending on the usage.

3.3 STORAGE

QuietOn earplugs should be stored in charging case. Please refer to the storage temperature ranges listed in the "Temperature ranges" section. Batteries are fully charged at the factory, they will self-discharge gradually like all batteries and might need recharging before use. Please note that the battery may malfunction if not used or charged for an extended period. To keep batteries in good condition while in storage, recharge the earplugs at least every 50 days.

4 CLEANING AND MAINTENANCE

It is important to clean the device to maintain its functionality. To maintain the performance of your QuietOns, ensure also that your ears are clean before using the earplugs since earwax may effect to earplugs' performance.

The body of the earplug can be cleaned with a dry cloth. Do not wash the device with water, solvents, toxic chemicals, detergents or any liquid as that may damage the device. The foam tips are wiped with a soft damp cloth or dry tissue. Do not use solvents, chemicals or detergents or soak the foam tips with water as that may damage the foam tips or the earplug..

The interior of the charging case should be kept free from dust and debris. When cleaning the interior, use dry cotton sticks. When cleaning the exterior, use dry or damp cloth. Be careful with USB port. Be careful with charging contacts, do not bend those as the device will not charge if they are bent or damaged.

To avoid the microphone holes to be blocked, do not carry the device in your pocket without the charging case. Furthermore, while using the device, do not let the surface of the top cover come in contact with greasy substances, e.g. body lotion, moisturizer or hand cream.

5 TEMPERATURE RANGES

Operating temperature range for the earpiece: -4°F to 122°F (-20°C to 50°C).

Storage temperature range (complete kit): -4°F to 122°F (-20°C to 50°C).

Charging temperature range: 32°F to 113°F (0°C to 45°C).

6 WARNINGS

Note that the device is not a hearing protector and not designed for situations that require hearing protecting. The earplugs do not remove noise completely, so even when wearing the earplugs be careful to avoid loud noises that could damage your hearing.

For long periods of storage, keep the battery between -4°F (-20°C) and 122°F (50°C). Using or storing the product outside of the recommended temperature ranges may damage the products, reduce the battery's capacity, or reduce the battery's lifespan. The product may not work temporarily if used outside the optimal temperature range (either too hot or too cold). Storing the product in very hot areas such as inside a car in the summertime may result in damage to the device or cause the battery to explode.

If there is any drainage from your ear or you have an ear infection, do not use the device before having consulted your physician. Failure to do so may result in hearing loss or injury.

The sound attenuation caused by the device can create a risk in situations where it is important to hear environmental sounds and warning alarms, for example, road traffic or warning sirens on a construction site. Note that alarm sounds will sound different when wearing the earplugs.

Local laws may restrict the use of QuietOn in traffic. Always obey local laws.

Do not use the earplugs if they produce excessively loud sound since the device may be broken and should be returned to the seller.

The device contains small parts that may present a choking hazard to small children and animals. The device is not suitable for small children.

The device contains magnets, which may affect magnetic stripe cards, pacemakers or similar devices. The device is not waterproof. Do not wet the unit. This may create a short circuit, which can cause a risk of fire and may damage the device. The charging case and earplugs are not waterproof or IP rated.

Do not expose the device to high temperatures. Do not use the device in case of mechanical breakage of the device. This may create a short circuit, which can cause a risk of fire and damage the device. Use and store the device carefully.

Use only an approved Micro-USB charger or computer to charge: connected via USB to Micro-USB cable. The charger should be compatible with the applicable safety standards: CE or UL / CSA / IEC / EN 62368. Do not leave the device on charge for long periods of time.

7 CAUTIONS

Only use compatible QuietOn eartips. Do not insert the earplug directly into the ear without a correctly attached eartip. When used according to the User Instructions, this device helps reduce exposure to noise, such as noise from vehicles and aircraft. If your hearing seems dulled or you hear a ringing or buzzing during or after any noise exposure, your hearing may be at risk and you should move away from such noise to protect your ears.

Battery performance will reduce over time. Notice that if the battery is empty, device's performance will be affected and active noise cancelling and hearing modes are not functioning. The attenuation is then at passive level. The performance of active noise cancelling earplugs may be adversely affected if sustained oscillation (whistling or instability) is perceived. If refitting the earplugs does not overcome this, you should contact us.

8 NO MODIFICATIONS

Modifications to this device shall not be made without the written consent of QuietOn. Unauthorized modifications may void the warranty.

9 DISPOSAL

QuietOn active noise cancelling earplugs have a non-replaceable rechargeable lithium-ion battery. Earplugs and batteries are required to be recycled by local, state/province, and national laws. To properly recycle/dispose of the battery, always follow local solid waste disposal regulations. Never expose the batteries to fire or excessive heat.

10 LIMITED WARRANTY AND LIABILITY

This warranty shall apply extended only to the original end-use purchaser or the person receiving the product as a gift, and shall not be extended to any other person or transferee.

Unless a different warranty period is stated in the owner's guide provided with your QuietOn product, for a period of 2 year (in EU) or 1 year (other countries) from the date of retail purchase by the original end-use purchaser, QuietOn warrants that this product, when delivered to you in new condition, in original packaging, from a QuietOn authorized reseller and used in normal conditions, is free from any defects in manufacturing, materials and workmanship. Eartips are consumables and not under warranty.

This warranty does not cover defects resulting from improper or unreasonable use or maintenance; normal wear and tear; failure to follow operating instructions; accident; excess moisture; insects; lightning; power surges; connections to improper voltage supply; unauthorized alteration or modification of original condition; damages caused by inadequate packing or shipping procedures; loss of, damage to or corruption of stored data; damages caused by use with non-QuietOn products; product that requires modification or adaptation to enable it to operate in any country other than the country for which it was designed, manufactured, approved and/or authorized; or unauthorized opening of the cover or repair of products; and products purchased from unauthorized dealers.

During the warranty period, we will, at our sole option, as sole remedy repair or replace (using new or refurbished replacement parts) any defective parts within a reasonable period of time and free of charge.

We do not pay shipping, insurance or transportation charges from you to us, or any import fees, duties and taxes.

To obtain Limited Warranty Service you must return product, with proof of purchase from an authorized QuietOn dealer, using the following procedures:

Contact the QuietOn organization in your country/region (visit www.QuietOn.com for QuietOn contact information in your country/region) for specific return and shipping instructions; Label and ship the product, freight prepaid, to the address provided by the QuietOn organization in your country. The product must be properly packed for shipping. All the parts included in the original sales package must be included. Place any necessary return authorization number prominently on the outside of the carton. Cartons not bearing a return authorization will not be accepted.

10.1 LIABILITY

THE PROVISIONS OF THIS LIMITED WARRANTY ARE IN LIEU OF ANY OTHER WARRANTY, WHETHER EXPRESSED OR IMPLIED, WRITTEN OR ORAL, INCLUDING ANY WARRANTY OF MERCHANTABILITY OR THE PROVISIONS OF THIS LIMITED WARRANTY ARE IN LIEU OF ANY OTHER WARRANTY, WHETHER EXPRESSED OR IMPLIED, WRITTEN OR ORAL, INCLUDING ANY WARRANTY OF MERCHANTABILITY OR FITNESS FOR A PARTICULAR PURPOSE. QUIETON CORPORATION'S MAXIMUM LIABILITY SHALL NOT EXCEED THE ACTUAL PURCHASE PRICE PAID BY YOU FOR THE PRODUCT. TO THE EXTENT NOT PROHIBITED BY MANDATORY LAW, IN NO EVENT SHALL QUIETON BE LIABLE FOR LOSS OF, DAMAGE TO OR CORRUPTION OF STORED DATA, OR FOR SPECIAL, INCIDENTAL, CONSEQUENTIAL, OR INDIRECT DAMAGES HOWSOEVER CAUSED INCLUDING WITHOUT LIMITATION THE REPLACEMENT OF EQUIPMENT AND PROPERTY, AND ANY COSTS OF RECOVERING.

This limited warranty gives you specific legal rights, and you also may have other rights that vary from state to state or country to country. This warranty does not limit any mandatory consumer rights which you have under applicable consumer law; instead it grants you additional rights. Some places do not allow limitations on implied warranties or the exclusion or limitation of incidental or consequential damages, so the above limitations or exclusions may not apply to you.

The district court in Helsinki, Finland shall have non-exclusive jurisdiction to deal with any controversy or claim arising out of or relating to your use of any QuietOn products and they shall be resolved by the district court in Helsinki, Finland.

11 FURTHER INFORMATION

Further information should be sought from company website www.quieton.com or QuietOn Ltd/ Support, Hakamaantie 18, 90440 Kempele, Finland.

This product conforms to all applicable EU directive requirements. The complete Declaration of Conformity can be found at www.quieton.com/declarations. This device complies with UL/CSA/IEC/EN 62368.

**Accessories are available from QuietOn web shop.
Navigate to www.quieton.com for additional ordering information.**

