

PROPELLER HOLDER

MAVIC MINI

基本参数

产品名称: MAVIC MINI 束桨器

产品型号: P-12A-010

主要材质: 硅胶

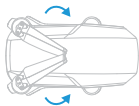
Specifications

Product Name: MAVIC MINI Propeller Holder

Item Number: P-12A-010

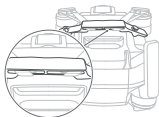
Main Materials: Silica gel

安装示意 Instruction



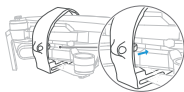
- 1 将前后桨叶收纳到机身腹部居中

Turn the front and back propellers to the middle of the fuselage, as shown in the picture.



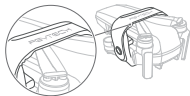
- 2 底部桨叶穿过束桨器洞口

Pass the bottom propellers through the propeller holder's hole, as shown in the picture.



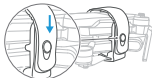
- 3 束桨器凸起部分贴合机身两侧凹槽

Fit the convex part of the propeller holder into the groove on both sides of the fuselage, as shown in the picture.



- 4 束桨器顶部凹槽贴合顶部桨叶

Fit the top paddles into the top groove of the propeller holder, as shown in the picture.



- 5 将卡扣卡紧

Clamp the buckle



挂绳调节扣

Adjustable lanyard with quick release buckle

