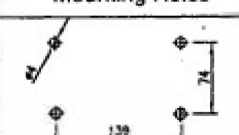

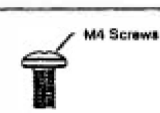
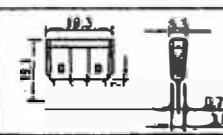
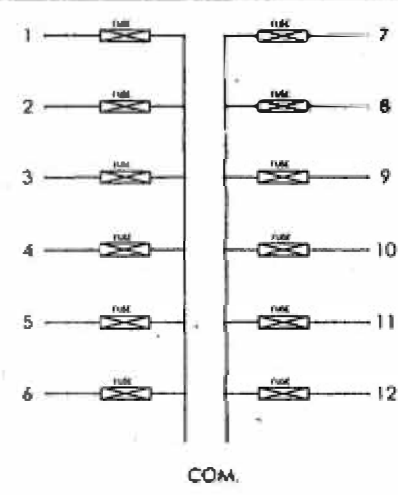
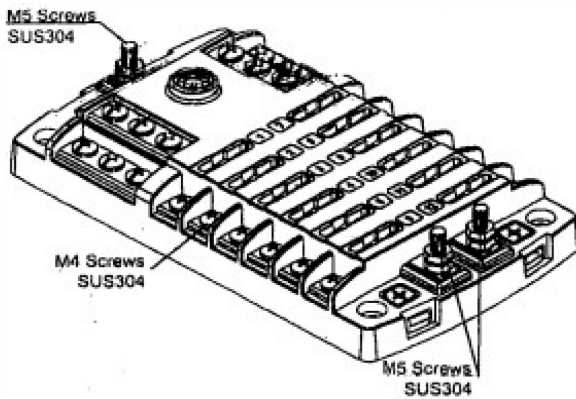
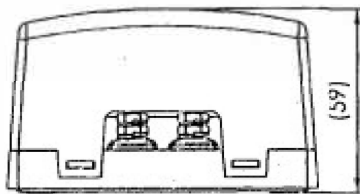


Data Sheet

Voltage (Max.)	32 VDC.		Blade Fuse Isometric View
Input Terminal Rating	M5 threaded studs (100A max.)		
Output Terminal Rating	30A/30A max. load per circuit.		
Connection Pad Option Available	Input wire size : #4-6 AWG.		
	Output wire size : #12-16 AWG.		
Fuse Specifications	For Blade Fuses Used Only		
Torque Rating	20 in-lb (2.25Nm) max.		
Mounting Torque Rating	8 in-lb (0.9Nm) max.		
Temperature Rating	-25 °C to +85 °C		

Lock: Press Down Red Button Turn to right
 Open: Red Button Turn left to open cabinet



Material :
 Cover : PC, Clear
 Housing & Base : PBT, Black
 Terminal : Tinned copper
 Button: PA, Red

NOTE:
 Rating 100A max. tested by 4 pcs. 25A load.
 Tolerance ±0.5 except noticed.

