

Data Sheet

09-V9I-EMX

动作特性 Action characteristic

项目	参数
FP	23.5 MAX (mm)
OP	20.6 ± 0.5 (mm)
OF	200 MAX (gf)

示意图 Sketch map

序号 NO.	名称 NAME	数量 QUANTITY	材料 MATERIAL	备注 REMARK
12	滚轮 ROLLER WHEEL	1	黄铜 BRASS	镀镍 NICKEL PLATING
11	铆钉 RIVET	1	铝 ALUMINIUM	
10	动臂 LEVER	1	不锈钢 STAINLESS STEEL	
9	按钮 BUTTON	1	PPT	红色 RED
8	簧片 SPRING	1	铍青铜 BERYLLIUM BRONZE	
7	电触点 CONTACT	3	Ag	
6	常闭端子 NC TERMINAL	1	黄铜 BRASS	镀银 SILVERING
5	常开端子 NO TERMINAL	1	黄铜 BRASS	镀银 SILVERING
4	盖子 COVER	1	PPT	白色 WHITE
3	支架 SUPPORT	1	黄铜 BRASS	镀银 SILVERING
2	可动片 MOVING PIECE	1	磷铜 PHOSPHOR COPPER	镀银 SILVERING
1	底座 SUBSTRATE	1	PPT	白色 WHITE

公差等级 GRADE OF TOLERANCE

尺寸分段 SIZE CLASS	0.5 ~ 3	>3 ~ 6	>6 ~ 30	>30 ~ 120
m(中等级) (THE LEVEL)	± 0.1	± 0.1	± 0.2	± 0.3

标记 SIGN	尖数 INDEX	分区 PARTITION	更改文件号 CHANGE THE FILE NO.	签名 SIGNATURE	日期 DATE
设计 DESIGN	郑永林 ZHONG YONG LIN	2020.8.22	工艺 TECHNOLOGY		
			标准化 STANDARDIZATION	柯志武 ZHEI WU KE	2020.8.22
审核 CHECK	柯志武 ZHEI WU KE	2020.8.22	批准 APPROVAL	郑建乐 ZHENG JIAN LE	2020.8.22

外形图 DRAWINGS

浙江康尔乐电子有限公司
ZHEJIANG KANGERLE ELECTRONICS CO., LTD

微动开关
MICROSWITCH

KW3-16A-6C

第 页 共 页
ORIGINAL PAGE TOTAL PAGES

Data Sheet

系列微动开关技术条件 Specification for series microswitch

■型号标准 Model standard

KW3- ① ② - ③ ④ - ⑤ ⑥

① 额定值 Rated value

16: 16A 250VAC 125VAC
10: 10A 250VAC 125VAC
6: 6A 250VAC 125VAC

② 接触规格 Contact Specification

A: 双投型 Double Cast
B: 常闭型 Normally closed type
C: 常开型 Normal open type

③ 驱动杆 Driving Lever

无标识: 标准按钮 **UNLABELED: Standard Button**

1: 短摆杆型 Short pendulum type
2: 摆杆型 Pendulum type
3: 长摆杆型 Long Pendulum
4: R形摆杆型 R-shaped pendulum
5: 滚珠短摆杆型 Ball-bearing short pendulum
6: 滚珠摆杆型 Ball Pendulum
7: 滚珠长摆杆型 Ball-bearing long pendulum

④ 端子规格 Terminal Specification

A: 焊接端子 Welded terminal
B: #250接线片端子 # 250 terminal
C: #187接线片端子(厚0.8mm) #187 terminal (0.8 mm thick)
D: #187接线片端子(厚0.5mm) #187 terminal (0.5 mm thick)
E: 上弯形焊接端子 Upper curved welding terminal
F: 下弯形焊接端子 Bent-down welding terminal
G: 短焊接端子 Short-welded terminal

⑤ 结构形式 Structural form

1: 按钮型 Push Button type
2: 自锁型 Self-locking type
3: 防倾倒型 Anti-dumping type
4: 双联型 Duplex type

⑥ 特殊公共端 Special Public Terminal

F: 反向公共端 Reverse common terminal
Z: 直公共端 Straight to the common terminal
C: 侧公共端 Side common end
U: U形孔公共端 Common end of u-shaped hole
D: 短公共端 Short Common Terminal

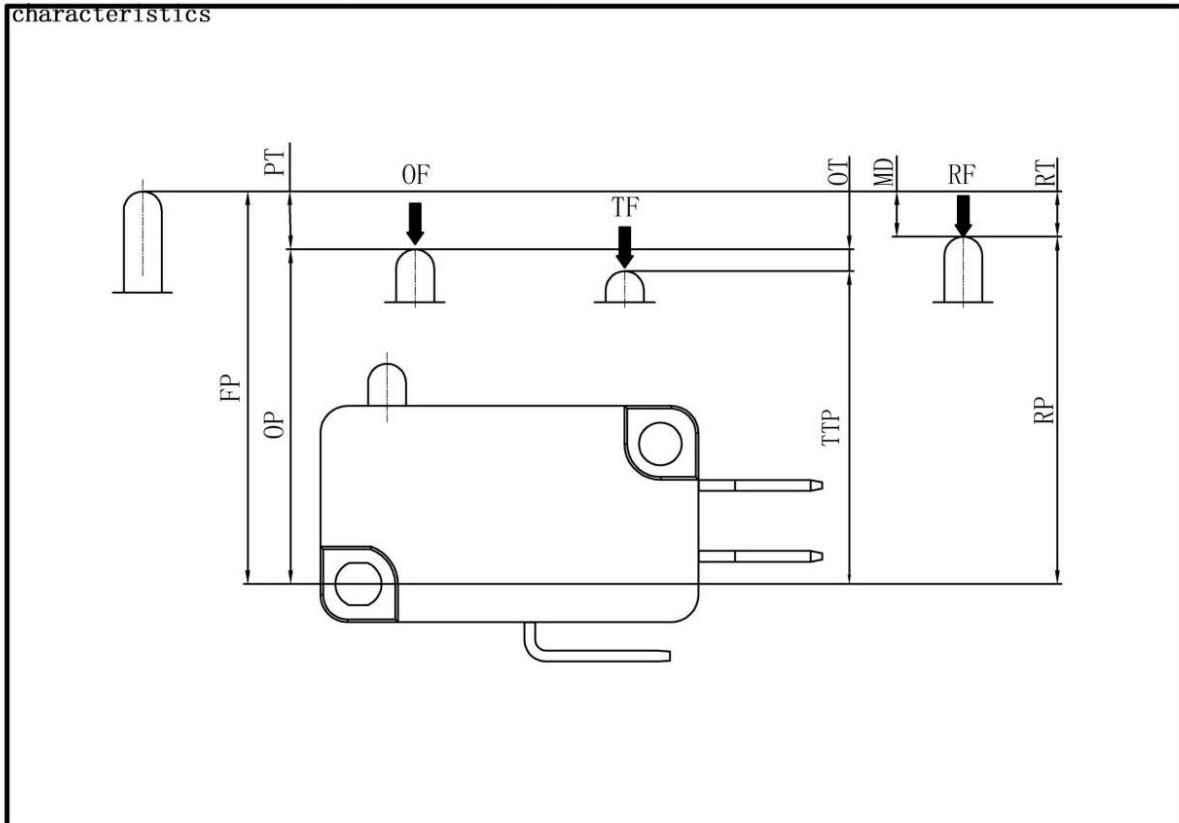
■技术特性 Technical characteristics

项目 Item		特性值 Value
工作速度 Operating Speed		0.1mm-1m/s(与驱动方式有关) Related with actuator forms
操作频率 Operating Frequency	电器 Electrical	15次/分 cycles/minute
	机械 Mechanical	60次/分 cycles/minute
温度等级 Degree of temperature		T105
额定电压 Rated voltage		AC250V
绝缘电阻 Insulation resistance		≥100MΩ (500VDC)
接触电阻 Contact resistance		≤30mΩ (初始值) (Initial value)
耐电压 Test voltage	同极不相接端子间 Between terminals of the same polarity	AC1000V, 50/60Hz, 1min
	带电金属零件与地(外壳)之间, 接线端与不带电金属之间 Between current-carrying metal parts and ground(case), and between each terminal and non-current-carrying metal parts.	AC1500V, 50/60Hz, 1min
寿命 Life		机械≥1,000,000次; Mechanical ≥1,000,000 cycles 电气≥50,000次; Electrical ≥50,000 cycles

Data Sheet

系列微动开关技术条件 Specification for series microswitch

■ 开关动作特性解图 Diagram of switching action characteristics

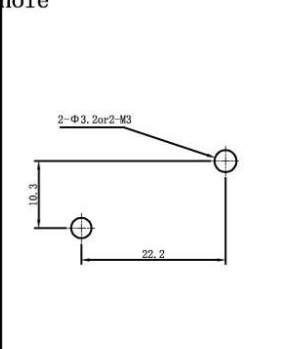
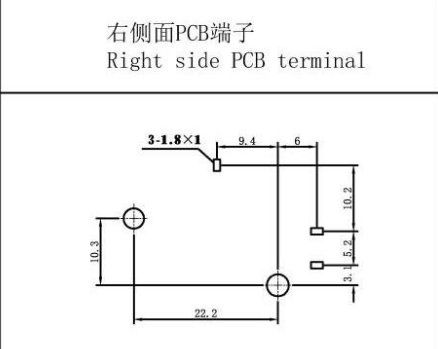
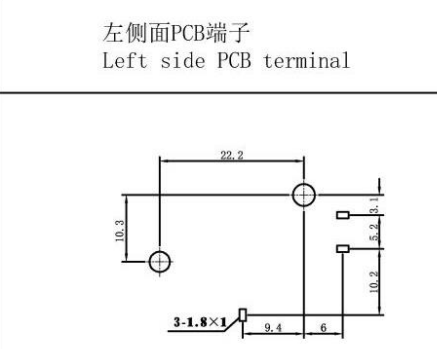


代号 Code	参数名称 Name	含义 Meanings
PT	动作行程 Pre travel	驱动件从自由位置到动作位置间的位移 The displacements of actuator from free positioning to operating position.
OT	超行程 Over travel	驱动件从动作位置到全行程位置间的位移 The displacements of actuator from operating positioning to total travel position.
MD	差动行程 Movement differential travel	驱动件从动作位置到释放位置或释放位置到动作位置间的位移 The displacements of actuator from operating positioning to release position.
RT	释放行程 Release travel	驱动件从释放位置到自由位置间的位移 The displacements of actuator from release positioning to free position.
OF	动作力 Operating force	驱动件从自由位置到动作位置必须的最大操作力。 The max.force of displacements of actuator from free positioning to operating position.
TF	全行程力 Total travel force	驱动件在全行程位置所承受的最小操作力 The smallest force of displacements of actuator on total travel position .
RF	释放力 Release force	驱动件自正向动作位置返回到释放位置，操作减小到最小值 The force when the actuator moved back to release position from obverse operating position.
TTP	全行程位置 Total travel position	驱动件被止动时所处的位置 The position where the actuator be stoppde .
OP	动作位置 Operating position	驱动件在瞬动机构发生正向动作瞬间所处的位置 The position where the actuator moved obverse on quick-moving parts.
RP	释放位置 Release position	驱动件在瞬动机构发生反向动作瞬间所处的位置 The position where the actuator moved reversely on quick-moving parts.
FP	自由位置 Free position	驱动件在不承受操作力以及力不足以引起位移时所处的位置 The position where the actuator lead the displacements when its out of force is not enough.

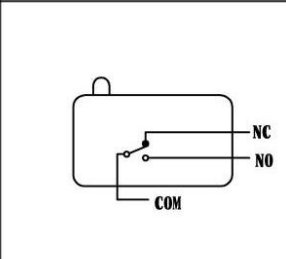
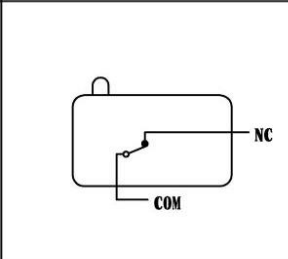
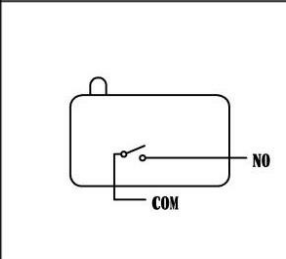
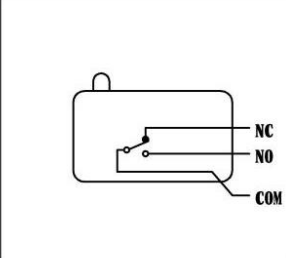
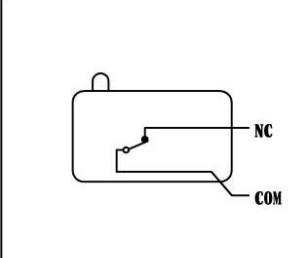
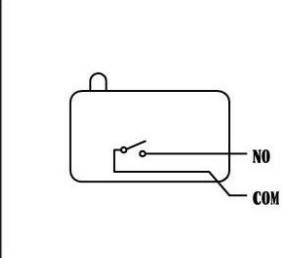
Data Sheet

系列微动开关技术条件 Specification for series microswitch

■ 安装孔加工尺寸 Machining dimension of mounting

 <p>note</p>	右侧面PCB端子 Right side PCB terminal	左侧面PCB端子 Left side PCB terminal
		

■ 接触形式说明图 Contact form diagram

公共端类型 Common terminal types	转换式 SPDT (双投型)	常闭式 SPST-NC	常开式 SPST-NO
公共端在底部 Bottom common terminal			
公共端在侧面 Side common terminal			

■ 端子的种类/形状 Type/shape of terminal

焊接端子 Welded terminal	#187接线片端子 Terminal block #187	#250接线片端子 Terminal block #250
