

EASYPIX®

STERILIGHT SL1



USER MANUAL

FR : Un manuel dans votre langue est disponible sur Internet:

IT: Il manuale nella sua lingua può essere trovato su Internet:

ES: Puede encontrar un manual en su idioma en Internet:

PT: Um manual em seu idioma pode ser encontrado na Internet:

PL: Instrukcję w swoim języku możesz znaleźć na stronie:

SWE: En handbok på ditt språk finns på Internet:

NL: Een handleiding in uw taal vindt u op internet:

www.easypix.info/download-manuals/download/sterilight-sl1/

Table of content

- Retaining instructions 3
- Explanation of safety warnings 3
- Product introduction 4
- Features 4
- Intended use 5
- Declaration and proven safety 5
- Restrictions 5
- Safety instructions..... 6
- Operating environment..... 7
- Description of the product 7
- Charging 8
- Operating description..... 9
- Gravity sensor 10
- Box contents..... 11
- Technical data..... 11
- Disposal..... 12
- Declaration of conformity 13

Disclaimer

Easypix makes no representations or warranties with respect to this manual and, to the maximum extent permitted by law, expressly limits its liability for breach of any warranty that may be implied to the replacement of this manual with another. Furthermore, Easypix reserves the right to revise this publication at any time without incurring an obligation to notify any person of the revision. Easypix is not responsible or liable for misuse of the information that is contained herein. If you have any suggestions for improvements or amendments or have found errors in this publication, please notify us. All pertinent state, regional, and local safety regulations must be observed when installing and using this product. For reasons of safety and to help ensure compliance with documented system data, only the manufacturer shall perform repairs to components.

Failure to observe this information can result in injury or equipment damage.

Copyright © by Easypix GmbH

All rights reserved. No part of this publication may be reproduced, distributed, or transmitted in any form or by any means, including photocopying, recording, or other electronic or mechanical methods, without the prior written permission of the publisher. For permission requests, please write to the publisher below.

Easypix GmbH, Em Parkveedel 11, 50733 Köln, Germany

support@easypix.eu • www.easypix.eu

Retaining instructions

Read this manual and its safety instructions before using this product. Follow all the instructions. This will avoid fire, explosions, electric shocks or other hazards that may result in damage to property and/or severe or fatal injuries.

The product shall only be used by persons who have fully read and understand the contents of this user manual.

Ensure that each person who uses the product has read these warnings and instructions and follows them.

Keep all safety information and instructions for future reference and pass them on to subsequent users of the product.

The manufacturer is not liable for cases of material damage or personal injury caused by incorrect handling or non-compliance with the safety instructions.

Explanation of safety warnings

⚠ WARNING

Warning indicates a hazard with a medium level of risk which, if not avoided, could result in serious injury.

NOTICE

Indicates information considered important, but not hazard-related.

Product introduction

The SteriLight is a compact, portable and rechargeable disinfection light that can disinfect surfaces and objects using UVC light. For this purpose a UVC light with the UVC wavelengths 260-280nm is generated by a total of six powerful 600mW LEDs, which is optimal and highly effective against germs. It destroys 99.9% of all bacteria and viruses. For safety purposes, a gravity sensor is installed in the SteriLight: To avoid harmful eye contact, this sensor ensures that the device switches off automatically when turned over.

The SteriLight is powered by a built-in 2000mAh lithium-ion battery, which is rechargeable.

Features

- Quick sterilization of any object or surface
- Utilizes 6 high power 600mw UVC LEDs
- Effective 260-280nm wave-length
- Long-life rechargeable 2000mAh lithium battery
- Auto switch off for safety
- Kills 99.99% of virus and bacteria within seconds
- Environment-friendly & safe on surfaces:
No conventional disinfectants required
- Portable, light-weight and easy to use

Intended use

The product can disinfect any kind of surfaces and objects. It is suitable for use at home, at work, on holiday.

It is ideal for disinfecting e.g. computers, keyboards, remote controls, house bells, light switches, telephones, ATMs, card readers etc.

Not suitable for use on the body or on animals!

Declaration and proven safety

The product has been tested for safety and effectiveness.

Restrictions

⚠ WARNING

Use of the device is for adults only. Keep away from children!

Not suitable for use on body or animals!

Safety instructions

⚠ WARNING

This product is only suitable for the purpose described, the manufacturer is not liable for damage caused by abnormal use.

⚠ WARNING

Please read this instruction manual carefully before use, and ensure the battery is full charged before use.

- The product cannot be switched on while the battery is charging.
- To avoid product damage please use a voltage-compliant adapter for charging.
- Do not use the product near strong magnets.
- Keep the product away from children.
- Don't use it on body or animals.
- Do not clean with liquids or bring into contact with liquids.



⚠ WARNING

The UVC-light must always be directed downwards!

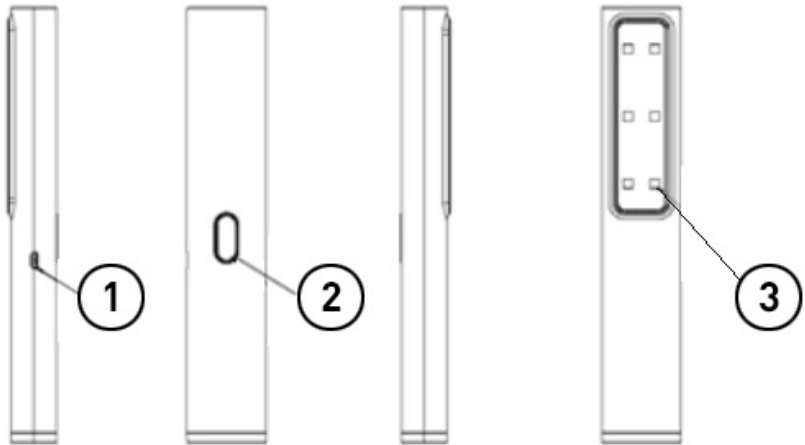
Never look directly at the light with the naked eye!

Since UVC light is transparent and not visible to our eyes, additional LEDs have been integrated into SteriLight to make the UVC light visible. As a result you can clearly see when the device is in operation.

Operating environment

- Do not use the device in sunlight or water.
- Do not use in an environment with strong electromagnetic interference.
- Working temperature: 0°-40°C
- Storage temperature: -20°-55°C

Description of the product



1. Micro USB
2. Power Button / Indicator Light
3. UVC Lights

Charging

Please ensure the battery is full charged before use.

- When the unit is connected to a DC 5 V / 1 A adapter for charging, the indicator light is red.
- When the unit is fully charged, the indicator light is green.

NOTICE

The product cannot be switched on while the battery is charging.

To avoid product damage please use a voltage-compliant adapter for charging.

Operating description

SWITCH ON THE DEVICE:

Please press and hold the power button for 5 seconds.

The indicator light turns blue and the UVC light comes on.

The disinfection process can be started immediately.

START DESINFECTATION:

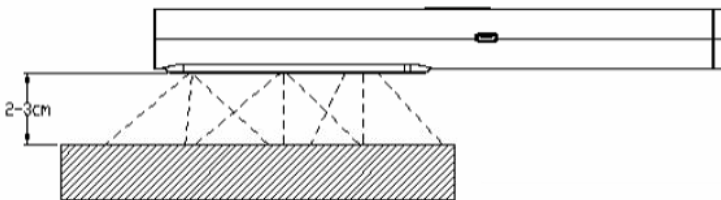
There are two methods for disinfection:

1. At a distance of 2-3cm from the surface:

Hold the unit steady for 2 seconds over the surface to be cleaned and move it slowly, in 2-second increments.

2. Also at a distance of 2-3cm from the surface:

Swipe the unit back and forth 5 to 10 times over the surface to be disinfected.



⚠ WARNING

The UVC-light must always be directed downwards!

Never look directly at the light with the naked eye!


SWITCH OFF THE DEVICE:

Please press the power button shortly and the light switches off.

Gravity sensor

For safety purposes, a gravity sensor is installed in the SteriLight:
To avoid harmful eye contact, this sensor ensures that the device switches off automatically when the device is turned over.

When the device is turned back to the previous position, it turns on automatically and the UVC light and the indicator light illuminate again.



The UVC-light must always be directed downwards!
Never look directly at the light with the naked eye!



Box contents

- SteriLight
- USB cable
- Instruction manual

Technical data

- 6x 600mW UVC LED
- 260-280nm UVC wave-length
- Auto switch off for safety:
- Thanks to the gravity sensor, device switches off automatically when turned upwards to avoid harmful eye contact.
- Rated power: about 5W
- Rated input: DC5V = 1A
- Power supply: Long-life 2000mAh rechargeable lithium battery
- Charging via Micro USB port
- Working temperature: 0-40°C
- Storage temperature: -20-55°C
- Lamp life time: \geq 10.000 hours
- Dimension & weight: 220 x 40 x 24.5 mm, 120g

Disposal



Dispose of packaging

For disposal, separate packaging into different types. Cardboard and board must be disposed of as paper and foil must be recycled.



Disposal of Waste Electrical and Electronic Equipment and/or Battery by users in private households in the European Union.

This symbol on the product or on the packaging indicates that this cannot be disposed of as a household waste. You must dispose of your waste equipment and/or battery by handing it over to the applicable take-back scheme for the recycling of electrical and electronic equipment and/or battery. For more information about recycling of this equipment and/or battery, please contact your city office, the shop where you purchased the equipment or your household waste disposal service. The recycling of materials will help to conserve natural resources and ensure that it is recycled in a manner that protects human health and environment.

Declaration of conformity

For the product **SteriLight SL1**

we hereby confirm that it meets the basic requirements laid down in Council Directive (1999/5/EC).

This declaration is based on the full compliance of that product with the following standards:

EN55015:2013/A1:2015

EN61547:2009

EN61000-3-2:2014

EN 61000-3-3:2013/A1:2019

This explanation is given for the manufacturer / importer

easypix GmbH

Em Parkveedel 11

50733 Köln, Germany



The EC Declaration of Conformity can be downloaded here:
http://www.easypix.info/download/pdf/doc_sterilight_sl1.pdf

EASYPPIX | LIFESTYLE
ELECTRONICS