

WEIGHT

SKU:U030



HX711

Description

WEIGHT integrates a **HX711** 24 bits A/D chip that is specifically designed for electronic weighing device.

The input multiplexer selects either Channel A or B differential input to the low-noise programmable gain amplifier (PGA). Channel "A" can be programmed with a gain of 128 or 64, corresponding to a full-scale differential input voltage of $\pm 20\text{mV}$ or $\pm 40\text{mV}$ respectively.

when a 5V supply is connected to AVDD analog power supply pin.

Channel B has a fixed gain of 32. There is no programming needed for the internal registers. All controls to the HX711 are through the pins.

In the test, we have this Unit channel A to connect a pressure sensor. Then, use M5Core screen to display the weight data.

Product Features

-
- Two selectable differential input channels
 - On-chip active low noise PGA with selectable gain of 32, 64 and 128
 - On-chip power supply regulator for load-cell and ADC analog power supply
 - On-chip oscillator requiring no external component with optional external crystal
 - On-chip power-on-reset
 - Simple digital control and serial interface: pin-driven controls, no programming needed
 - Selectable 10SPS or 80SPS output data rate
 - Simultaneous 50 and 60Hz supply rejection
 - Current consumption including on-chip analog power supply regulator: normal operation < 1.5mA, power down < 1uA
 - Operation supply voltage range: 2.6 ~ 5.5V
 - Operation temperature range: -40 ~ +85°C
 - 16 pin SOP-16 package
 - Program Platform: Arduino, UIFlow(Blockly, Python)
 - Two Lego-compatible holes

| Include

- 1x WEIGHT Unit
- 1x Grove Cable

| Applications

- Micro weight meter
- Kitchen Scale

| Specification

Resources	Parameter
Operating Voltage	g

Resources Operating Current	Parameter g
Net weight	8g
Gross weight	20g
Product Size	40*24*12mm
Package Size	67*53*12mm

Related Link

- [Datasheet - HX711](#)

EasyLoader


[download EasyLoader](#)

1. EasyLoader is a simple and fast program burner. Every product page in EasyLoader provides a product-related case program. It can be burned to the master through simple steps, and a series of function verification can be performed. .

- After downloading the software, double-click to run the application, connect the M5 device to the computer through the data cable, select the port parameters, click "**Burn**" to start burning. (For M5StickC burning, please **Set the baud rate to 750000 or 115200**)

- Currently EasyLoader is only suitable for Windows operating system, compatible with M5 system adopts ESP32 as the control core host. Before installing for M5Core, you need to install CP210X driver (you do not need to install with M5StickC as controller) [Click here to view the driver installation tutorial](#)

Schematic



Pinmap

If WEIGHT was connected to GROVE A

M5Core(GROVE A)	GPIO22	GPIO21	5V	GND
WEIGHT Unit	DATA Pin (DAT)	CLOCK Pin (CLK)	5V	GND

If WEIGHT was connected to GROVE B

M5Core(GROVE B)	GPIO36	GPIO26	5V	GND
WEIGHT Unit	DATA Pin (DAT)	CLOCK Pin (CLK)	5V	GND

If WEIGHT was connected to GROVE C

M5Core(GROVE C)	GPIO16	GPIO17	5V	GND
WEIGHT Unit	DATA Pin (DAT)	CLOCK Pin (CLK)	5V	GND

WEIGHT Unit

DATA Pin

CLOCK Pin

(DAT)

(CLK)


5V

GND

5V

GND

Learn



M5Stack Smart Supermarket

Thanks for the source code and project information provided by @沧海

Example

Arduino

We used a pressure sensor(10kg) in this experiment. (Unit: gram)

- [Click here to download the Arduino example](#)

UIFlow

Feature Introduction

HX711 is a high-precision AD conversion chip designed for electronic scales, which is converted into the corresponding weight by reading the voltage value.

weigh0 ▾ return to zero


Get weigh0 ▾ weight

Get weigh0 ▾ raw data

- **return to zero** Reference to initial value as zero
- **Get weight** Return weight
- **Get raw data** Show rawdata

Usage

- [Click here to download the UIFlow example](#)



Last updated: 2020-12-14