

MAIN FEATURE

1. Low power consumption; AC/DC coil available.
2. Proper insulation distance with 5,000VAC dielectric strength.
3. UL Class F insulation available.
4. In accordance with IEC 60335-1 and IEC 60730-1.
5. Halogen Free series available.
6. Comply with RoHS and REACH regulations

CONTACT RATING

Item no.	2347583	2347584
Load Type	EMI-SS-212FI	EMI-SS-224FI
Relay type (category)	PCB relay	PCB relay
Certifications	UL&CUL;VDE	UL&CUL;VDE
Additional product specs	DPDT	DPDT
Coil nominal Voltage	12 V DC	24 V DC
Coil voltage rating	0.4 W	0.4 W
Colour	White	White
Connection (components)	Solder pins	Solder pins
Contact material	Ag-alloy	Ag-alloy
Contact type	2 change-overs	2 change-overs
Content	1 pc(s)	1 pc(s)
Control mode	monostable, 1 coil	monostable, 1 coil
Durability	1 x 10 ⁷ switching operations	1 x 10 ⁷ switching operations
Electrical lifespan	1 x 10 ⁵ cycles	1 x 10 ⁵ cycles
Fall time	8 ms	8 ms
Max. pick-up voltage	9.6 VDC	19.2 VDC
Max. temperature	85 °C	85 °C
Min. pick-up voltage	0.6 VDC	1.2 VDC
Min. temperature	-40°C	-40°C
Packaging type (components)	Tube	Tube
Product size (height)	17.45mm	17.45mm
Product size (length)	29.4mm	29.4mm
Product size (width)	12.8mm	12.8mm
Product type	PCB relay	PCB relay
Resistance (coil)	360 Ω	1440 Ω
Response time	12 ms	12 ms
RoHS-compliant	Yes	Yes
Switching capacity (max.)	2000VA 240 W	2000VA 240 W
Switching current (max.)	8A	8A
Switching voltage (max.)	250 V AC 300 V DC	250 V AC 300 V DC
Weight	12.5g	12.5g

Max Allowable Voltage: 300VDC@0.2A

APPLICATION

Cooking Appliance, Audio Equipment, Domestic Appliance and Controlling Equipment...etc.

PERFORMANCE (AT INITIAL VALUE)

- Contact Resistance 100 mΩ Max.@1A,6VDC
- Operate Time 12mSec. Max. (DC coil only)
20mSec. Max. (AC coil only)
- Release Time 8 mSec. Max. (DC coil only)
20mSec. Max. (AC coil only)

- Vibration:
 - Destruction 10 to 55 to 10 Hz,0.75 mm single amplitude (1.5mm double amplitude)
 - Malfunction 10 to 55 to 10 Hz,0.75 mm single amplitude (1.5mm double amplitude)
- Shock:
 - Destruction 1,000 m/S
 - Malfunction 100 m/S²
- Life Expectancy:
 - Electrical 10⁵ Operations at Rated Resistive Load

- Dielectric Strength:
 - Between Coil & Contact.....5,000VAC at 50/60 Hz for one minute
 - Between Contacts1,000VAC at 50/60 Hz for one minute
- Surge Strength:10,000V (between coil & contact 1.2x50μSec.)
- Insulation Resistance100MΩ Min at 500VDC
- Max. On/Off Switching:
 - Electrical6 Cycles per Minute
 - Mechanical.....300 Cycles per Minute
- Temperature Range-40~+85 °C
- Humidity Range45~85% RH.
- Coil Temperature Rise30 °C Max.

Mechanical 10⁷ Operations at No load condition

- Weight About 12.5 g
F Type 14.0 g

ACCESSORIES & SOCKETS

- PI-50BE See Page 171
- PI-50BE/3 See Page 171
- PI-50-0..... See Page 173

SAFETY STANDARD & FILE NUMBER

- UL & C-UL..... E141060
- TÜV R50008958
- VDE 40009648
- CQC 02001002511

COIL SPECIFICATION (AT 20°C)

Coil Sensitivity	Nominal Voltage (VAC/VDC)	Nominal Current (mA)		Coil Resistance (Ω±10%)	Power Consumption (DC: W; AC: VA)		Pull-In Voltage	Drop-Out Voltage	Maximum Allowable Voltage
		50HZ	60HZ		50HZ	60HZ			
EMI DC Coil	12	33.3		360	Abt. 0.40		80% Maximum	5% Minimum	130%
	24	16.7		1,440					

ORDERING INFORMATION

EMI - SS - 2 12 F I

Insulation System: Nil: Standard Class

Contact Material: I: AgSnO₂+ In (new)

Contact Form: Nil: Form C

Type: F: New Structure DC Coil, Pinning 5.0mm, 8A

Coil Voltage: VDC (12: 12V, 24: 24V)

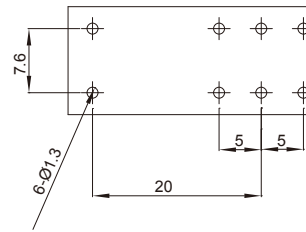
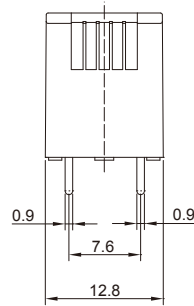
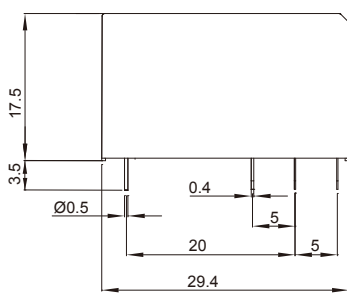
Number of Pole: 2: Two Poles

Type of Sealing: SS: RT II Flux Proofed

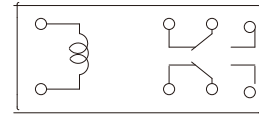
Model Name: EMI

DIMENSION ($\leq 5\text{mm} \pm 0.2\text{mm}$, $> 5\text{mm} \pm 0.3\text{mm}$, the tolerance of PCB thru hole: $+0.1\text{mm}$)

EMI-SS/SH-2F (New Structure DC Coil)



P.C.B Layout
Bottom View



Bottom View