

75mm

110mm



Kids Digital Camera Realikids Cam 2

USER MANUAL



1. Introduction

Thank you for having purchased one of our company digital products and for the trust you place in us regarding your child entertainment. Here are below quick useful instructions for you to enjoy the various functions of this funny kids camera. Please read carefully the instructions below before use for optimal and safe camera operation.

2. Product overview

This product is a unique appearance, and easy to carry digital camera, specially designed for children.

3. Precautions

The content of the section gives you recommendations before using this kids camera for proper and safe operation. Please read and follow them carefully.

- Avoid direct light, heat source, dust, moisture. The camera is also vulnerable to vibrations and easy to be blown down by the wind. Do not immerse it in water, shake it or throw it away violently to do not damage the electronic internal system.
- Avoid frequently plugging in and out the camera to external devices (such as charging interfaces, etc.), so as not to cause loose sockets and bad contact to affect the normal camera operating.
- Self-disassembly, repair, transformation and heavy fall are not recommended so as not to cause irreparable damages to the camera. If there is something wrong with the camera, please contact the after sale service for repair.
- Keep away from benzene, diluents and other chemicals.
- Do not use it when cycling, driving cars and motorcycles, so as to avoid danger.

Warning: all packaging materials, such as tape, handles, plastic sheets, binding lines, labels, etc., are not part of the product and are not suitable for children's play. For the safety of your child, please deal with the above packaging materials properly. Classify and dispose of waste batteries and electronic according to current regulations.

4. Performance Parameters

Input power supply: DC DC5V
Photo resolution: 0.3 mega pixels
Battery capacity: 600 Mah

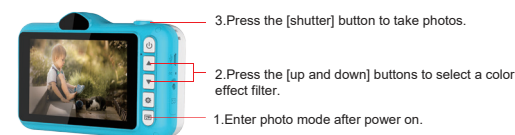
Screen size: 3.5 inches
Video resolution: VGA
Product size: 117*61*48MM

5. Operating instructions

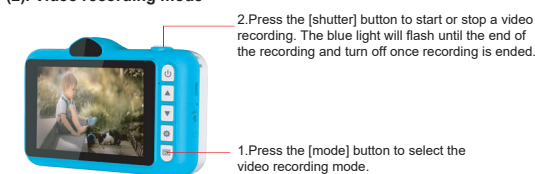


This children camera has photo, preview, video and other functions, you can easily switch to. Please insert TF card having been formatted before use.

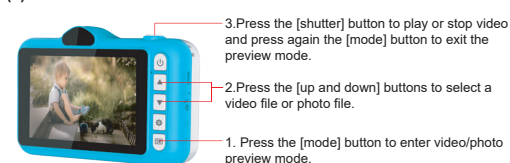
(1) Photo mode



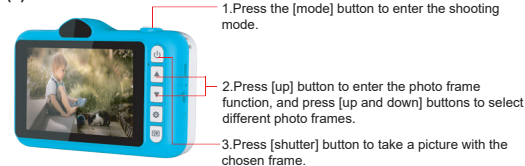
(2). Video recording mode



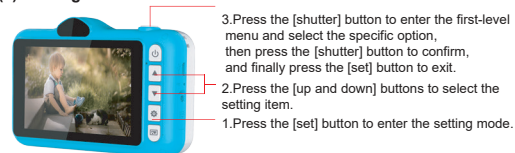
(3). Preview mode



(4). Photo frame function



(5). Setting mode



Settings menu

Items	Menu	Description	Function
1	Size	1080/720P/VGA	Select photo output size
2	Time stamp	On(Default)/Off	Time and date display on photo/video
3	Voice record	On(Default)/Off	Video sound
4	Size	3M/2M/1.3/VGA	Select video output size
5	Delete file	Next menu	Choose to delete one single file
6	Delete all		Choose to delete all files
7	Formatting	Cancel(Default)/Execute	Format memory card
8	Language type	English/French/German/Spanish/Italian/Portuguese/Dutch/Polish/Hungarian/Czech/Russian/Arabic	Select a language
9	Automatic screen shutdown	Off / 1 minute (Default) / 3 minutes / 5 minutes	If there is no interaction for a few moments, the camera screen will automatically shut down after 1/3/5 minutes.
10	Automatic camera shutdown	Off / 1 minute (Default) / 3 minutes / 5 minutes	If there is no interaction for a few moments, the camera will automatically shut down after 1/3/5 minutes.
11	Light frequency	50 Hz (Default) 60 Hz	Main European power frequency Main American power frequency
12	Time setting		Adjust the year, month, day and time
13	Reset the system	Cancel(Default)/Execute	Restore default settings
14	Version		View system version
15	USB	PC camera	Use the camera as a video computer device
		Disk drive (Default)	Play or transfer files stored on the memory card

(6). Charging

Recharge the camera by either connecting it to a computer with the USB cable or to a power outlet by connecting the USB cable to an AC adapter. The red indicator light stays on for the entire charging time and then turns off when the camera is fully charged.

(7). Connect to the computer

1. USB disk function: check that the USB set up in the settings menu is USB disk and connect the camera to a computer with the USB cable. Then a removable disk window will appear on the computer and the device will enter USB disk mode, so that recorded files can be played or transferred on the computer. You can also take out the memory card and insert it in a card reader to play or transfer saved files.

2. PC camera function: check that the USB set up in the setting menu is PC camera and connect the camera to a computer with the USB cable. Then a standard device will appear on the computer, which can be used as a PC camera.

(8). Supports TF cards up to 32GB maximum.

Warranty: this product is one-year guaranteed.

Product manufactured for and distributed by : GT COMPANY - 5 rue de la Galmy - 77700 Chessy - France - +33 (0) 1.61.10.09.25 – www.gtcompany.fr

Made in China

CE **Notice of compliance for the European Union**
Products bearing the CE mark comply with the applicable European directives and associated harmonised European standards.

Disposal of waste equipment by users in the European Union
This symbol means that according to local laws and regulations it is prohibited to dispose of this product with household waste. Instead, it is your responsibility to protect the environment and human health by handing over your used device to a designated collection point for the recycling of waste electrical and electronic equipment. For more information about where you can drop off your waste equipment for recycling, please contact your local city office your household waste disposal service or the shop where you purchased the product.

After-sales service :
@ : aftersaleservice@gtcompany.fr
☎ : + 33 (0) 1.85.49.10.26

AgfaPhoto is used under license of Agfa-Gevaert NV. For this product a sub-license has been granted by AgfaPhoto Holding GmbH(www.agfa-photo.com). Neither Agfa-Gevaert NV nor AgfaPhoto Holding GmbH manufacture this product or provide any product warranty or support. For service, support and warranty information, contact the distributor or manufacturer.



WARNING ! Not suitable for children under 36 months.
Small parts and long cord. Choking and strangulation hazards.