



Passive Components > Resistors > Through-Hole Resistors



Resistor Type: **General Purpose Resistor**

Passive Component Dimensions: **12 x 5 mm**

Number of Terminations: **2**

Packaging Method: **Ammo Packed**

Passive Component Tolerance: **5 %**

Features

Product Type Features

Product Type	Fixed Resistor
Resistor Type	General Purpose Resistor
Element Type	Carbon Film, Thin Film

Configuration Features

Number of Resistors	1
---------------------	---

Electrical Characteristics

Voltage Rating	500 V
Passive Component Tolerance	5 %
Resistance Class	Up to 1k Ω
Resistance Value	100 Ω
Power Rating	1 W

Body Features

Passive Component Lead Type	Axial-Leaded
-----------------------------	--------------

Termination Features

Number of Terminations	2
Passive Component Termination Material Type	Tinned Copper Leads

Dimensions

Passive Component Dimensions	12 x 5 mm
------------------------------	-----------

Usage Conditions

Operating Temperature Range	-55 – 155 °C
Temperature Coefficient	-450 – 0 ppm/°C

Packaging Features

Packaging Method	Ammo Packed
------------------	-------------

Product Compliance

For compliance documentation, visit the product page on [TE.com](https://www.te.com)>

EU RoHS Directive 2011/65/EU	Compliant
EU ELV Directive 2000/53/EC	Compliant
China RoHS 2 Directive MIIT Order No 32, 2016	No Restricted Materials Above Threshold
EU REACH Regulation (EC) No. 1907/2006	Current ECHA Candidate List: JAN 2021 (211) Candidate List Declared Against: JAN 2021 (211) Does not contain REACH SVHC
Halogen Content	Low Halogen - Br, Cl, F, I < 900 ppm per homogenous material. Also BFR/CFR/PVC Free
Solder Process Capability	Wave solder capable to 265°C

Product Compliance Disclaimer

This information is provided based on reasonable inquiry of our suppliers and represents our current actual knowledge based on the information they provided. This information is subject to change. The part numbers that TE has identified as EU RoHS compliant have a maximum concentration of 0.1% by weight in homogenous materials for lead, hexavalent chromium, mercury, PBB, PBDE, DBP, BBP, DEHP, DIBP, and 0.01% for cadmium, or qualify for an exemption to these limits as defined in the Annexes of Directive 2011/65/EU (RoHS2). Finished electrical and electronic equipment products will be CE marked as required by Directive 2011/65/EU. Components may not be CE marked. Additionally, the part numbers that TE has identified as EU ELV compliant have a maximum concentration of 0.1% by weight in homogenous materials for lead, hexavalent chromium, and mercury, and 0.01% for cadmium, or qualify for an exemption to these limits as defined in the Annexes of Directive 2000/53/EC (ELV). Regarding the REACH Regulation, the information TE provides on SVHC in articles for this part number is based on the latest European Chemicals Agency (ECHA) 'Guidance on requirements for substances in articles' posted at this URL: <https://echa.europa.eu/guidance-documents/guidance-on-reach>

Compatible Parts



TE Part # 1-1623925-5
CFR100 5% 1K0



TE Part # 1-1623929-5
CFR200 5% 1K0



TE Part # 1623929-4
CFR200 5% 10R



TE Part # 1623927-4
CFR16 5% 10K



TE Part # 4-1623929-0
CFR200 5% 470R



TE Part # 1623930-3
CFR25 5% 10K



TE Part # 2-1623930-9
CFR25 5% 1K0



TE Part # 5-1623930-4
CFR25 5% 220R



TE Part # 6-1623930-6
CFR25 5% 2K2



TE Part # 3-1623931-8
CFR25 5% 4K7



TE Part # 3-1623932-6
CFR50 5% 1K0



TE Part # 3-1623933-0
CFR50 5% 470R



TE Part # 1623925-3
CFR100 5% 10K



TE Part # 1623927-2
CFR16 5% 100R



TE Part # 1623927-8
CFR16 5% 120R



TE Part # 2-1623927-3
CFR16 5% 1K0



TE Part # 5-1623927-6
CFR16 5% 270R



TE Part # 6-1623927-3
CFR16 5% 2K2



TE Part # 1623928-4
CFR16 5% 330R




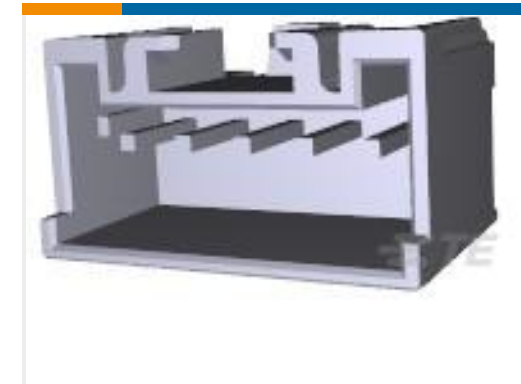


TE Part # 2-1623928-5
CFR16 5% 470R

Also in the Series | [Neohm CFR](#)



Through-Hole Resistors(337)

Customers Also Bought

TE Part #1-1623783-8
Wirewound Resistor: Vertical MountTE Part #1-1879457-7
Wirewound Resistor: Mineral, 2.5 KwTE Part #1-1825007-6
DRD16E04=ROT DIP, 16PTE Part #917783-1
2.5 S.D.L POST HDR ASY 5P STDTE Part #1-1879496-3
CRGH0805 5% 39K 0.33WTE Part #1-2176397-1
3502 2R7 1%TE Part #1-2176350-8
CRGCQ 2512 680R 5%TE Part #1376384-1
5mm B-T-W Conn. 4P HDR ASSEMBLTE Part #1-1814655-5
SIP IC Skt 20 SSR Sn/Au FLH RoHSTE Part #103361-2
04 MODII HDR SRRA SHRD .100CL

Documents

Product Drawings

[CFR100 5% 100R](#)

English

CAD Files

[3D PDF](#)

3D

Customer View Model

[ENG_CVM_CVM_1623925-2_BA.2d_dxf.zip](#)



English

Customer View Model

[ENG_CVM_CVM_1623925-2_BA.3d_igs.zip](#)

English

Customer View Model

[ENG_CVM_CVM_1623925-2_BA.3d_stp.zip](#)

English

By downloading the CAD file I accept and agree to the [Terms and Conditions](#) of use.

Datasheets & Catalog Pages

[1309350_PASSIVE_COMPONENT](#)

English

[Ceramic Film Fixed Resistors - Type CFR Series - Tyco Electronics Passives](#)

English

Product Environmental Compliance

[TE Material Declaration](#)

English