745085-2 ✔ ACTIVE

AMPLIMITE

TE Internal #: 745085-2

PCB D-Sub Connectors, Receptacle, Cable-to-Board, 25 Position, 2.76mm [.109in] Centerline, 2 Row, Row-to-Row Spacing 2.84 mm [.112 in]

View on TE.com >

Connectors > D-Shaped Connectors > D-Sub Connectors > PCB D-Sub Connectors > D-Sub Receptacle Assembly: Right Angle, Shell Size 3, 2.77mm

Connector & Housing Type: **Receptacle**

Connector System: **Cable-to-Board**

Number of Positions: **25**

Centerline (Pitch): **2.76 mm [.109 in]**

Number of Rows: **2**

All D-Sub Receptacle Assembly: Right Angle, Shell Size 3, 2.77mm (64)

Features

Product Type Features

Grounding Indents	Without
Grounding Straps	Without
Footprint	12.14 mm[.478 in]
Shell Type	All Plastic
Connector & Housing Type	Receptacle
Connector System	Cable-to-Board
D-Sub Shell Size	3
Sealable	No
Connector & Contact Terminates To	Printed Circuit Board
Product Type	Connector

Configuration Features

Number of Positions	25
Number of Rows	2
PCB Mount Orientation	Right Angle
Preloaded	Yes

Body Features

Plastic	Yes

Connector Profile	Standard
Post Size	.66 mm[.026 in]

Contact Features

Contact Mating Area Plating Material	Gold
PCB Contact Termination Area Plating Material	Tin-Lead
Contact Base Material	Phosphor Bronze
Contact Shape & Form	Round
Contact Current Rating (Max)	1.2 A, 2 A, 3.1 A
	30 µin

Termination Features

Grounding Clips	Without
Termination Method to Printed Circuit Board	Through Hole - Solder
Termination Post Length	3.18 mm[.125 in]

Mechanical Attachment

Panel Mount Feature	Without
PCB Mount Retention	With
PCB Mount Retention Type	Mounting Hole
Mating Retention	Without
Connector Mounting Type	Board Mount
	.12 in

Housing Features

Centerline (Pitch)	2.76 mm[.109 in]
Housing Material	Nylon GF, Polyester
Housing Color	Black

Dimensions

Row-to-Row Spacing	2.84 mm[.112 in]
PCB Thickness (Recommended)	2.36 mm[.047 – .063 in]

Usage Conditions

Operating Temperature Range	-55 – 105 °C[-67 – 221 °F]

Operation/Application

Circuit Application	Signal

Industry Standards

Approved Standards	UL E28476
UL Flammability Rating	UL 94V-0

Packaging Features

Packaging Method	Package
Packaging Quantity	70

Product Compliance

For compliance documentation, visit the product page on TE.com>

EU RoHS Directive 2011/65/EU	Not Compliant
EU ELV Directive 2000/53/EC	Not Compliant
China RoHS 2 Directive MIIT Order No 32, 2016	Restricted Materials Above Threshold
EU REACH Regulation (EC) No. 1907/2006	Current ECHA Candidate List: JAN 2021 (211) Candidate List Declared Against: JAN 2021 (211) SVHC > Threshold: Pb (13% in Component part) Article Safe Usage Statements: Do not eat, drink or smoke when using this product. Wash thoroughly after handling. Recycle if possible and dispose of the article by following all applicable governmental regulations relevant to your geographic location.
Halogen Content	Not Low Halogen - contains Br or Cl > 900 ppm.
Solder Process Capability	Wave solder capable to 265°C

Product Compliance Disclaimer

This information is provided based on reasonable inquiry of our suppliers and represents our current actual knowledge based on the information they provided. This information is subject to change. The part numbers that TE has identified as EU RoHS compliant have a maximum concentration of 0.1% by weight in homogenous materials for lead, hexavalent chromium, mercury, PBB, PBDE, DBP, BBP, DEHP, DIBP, and 0.01% for cadmium, or qualify for an exemption to these limits as defined in the Annexes of Directive 2011/65/EU (RoHS2). Finished electrical and electronic equipment products will be CE marked as required by Directive 2011/65/EU. Components may not be CE marked. Additionally, the part numbers that TE has identified as EU ELV compliant have a maximum concentration of 0.1% by weight in homogenous materials for lead, hexavalent chromium, and mercury, and 0.01% for cadmium, or qualify for an exemption to these limits as defined in the Annexes of Directive 2000/53/EC (ELV). Regarding the REACH Regulation, the information TE provides on SVHC in articles for this part number is based on the latest European Chemicals Agency (ECHA) 'Guidance on requirements for substances in articles' posted at this URL: https://echa.europa.eu/guidance-documents/guidance-on-reach

Compatible Parts

TE Part # CAT-AM7-H3
IDC D-Sub: Plug Assembly, Low Profile, Signal, 2.77 mm

TE Part # CAT-AM7-248H3
IDC D-Sub: Plug Assembly, Wire to Wire, Signal, 2.77 mm

TE Part # 206509-1
SIZE 20 KEYING PLUG

Customers Also Bought

TE Part #1-6609035-4
CORCOM SK SERIES SINGLE PHASE FILTERS

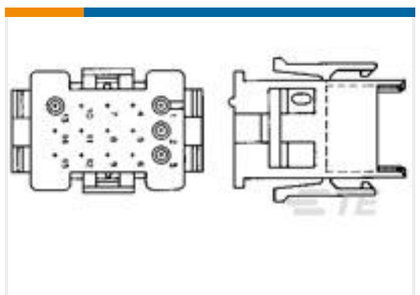

TE Part #1-640513-0
15P MR II CAP HSG V0 RED

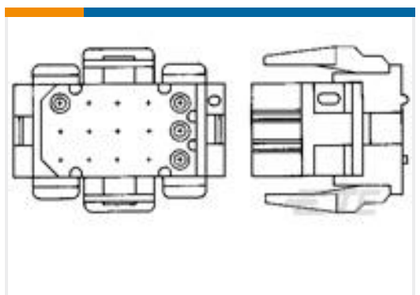

TE Part #1-640519-0
04P MR II PLUG HSG V0 RED



TE Part #1761468-1
CONNECTOR ASSY, HIGH CURRENT CARD EDGE,

TE Part #MS583730BA01-50
BOARD LEVEL PRESSURE STOCK LIST



TE Part #205734-1
D-Sub Receptacle Assembly: Vertical, Shell Size 1, 2.74mm

TE Part #173725-1
PL 187 REC TERMINAL 20-14 PTPB LP

TE Part #202174-4
GUIDE SOC. ASSY. 104 CTR. FSTN

TE Part #203966-1
CORNER GUIDE SKT,M SERIES

TE Part #104078-7
80 SYSTEM 50 RCPT ASSY DRST

Documents

Product Drawings

25 APFL RCPT RA 478

English

CAD Files

3D PDF

3D

Customer View Model

ENG_CVM_CVM_745085-2_M.2d_dxf.zip

English

Customer View Model

ENG_CVM_CVM_745085-2_M.3d_igs.zip

English

Customer View Model

ENG_CVM_CVM_745085-2_M.3d_stp.zip

English

By downloading the CAD file I accept and agree to the Terms and Conditions of use.

Product Specifications

Application Specification

English