

5747842-6 ✓ ACTIVE



AMPLIMITE


TE Internal #: 5747842-6

PCB D-Sub Connectors, Plug, Board-to-Board, 25 Position, 2.77mm [.109in] Centerline, 2 Row, Row-to-Row Spacing 2.84 mm [.112 in], 3 D-Sub Shell Size

[View on TE.com >](#)

Connectors > D-Shaped Connectors > D-Sub Connectors > PCB D-Sub Connectors >

D-Sub Plug Assembly: Standard, Right Angle, Shell Size 3, 2.74mm



Connector & Housing Type: **Plug**

Connector System: **Board-to-Board**

Number of Positions: **25**

Centerline (Pitch): **2.77 mm [.109 in]**

Number of Rows: **2**

[All D-Sub Plug Assembly: Standard, Right Angle, Shell Size 3, 2.74mm \(39\)](#)

Features

Product Type Features

Grounding Indents	With
Grounded	Yes
Grounding Straps	With
Footprint	8.08 mm[.318 in]
Shell Type	Front Metal Shell
Connector & Housing Type	Plug
Connector System	Board-to-Board
D-Sub Shell Size	3
Sealable	No
Connector & Contact Terminates To	Printed Circuit Board
Product Type	Connector

Configuration Features



Number of Positions	25
Number of Rows	2
PCB Mount Orientation	Right Angle
Preloaded	Yes

Body Features

Eyelet Material	Brass
Eyelet Plating Material	Tin over Copper Flash
Female Screwlock Material	Zinc
Plastic	No
Insert Material	Zinc
Female Screwlock Plating Material	Clear Chromate
Connector Profile	Standard
Shell Plating Material	Tin
Shell Material	Carbon Steel
Post Size	.66 mm[.026 in]

Contact Features

Contact Mating Area Plating Material	Gold
Contact Underplating Material	Palladium Nickel
PCB Contact Termination Area Plating Material	Tin
Contact Base Material	Brass
Contact Shape & Form	Round
Contact Current Rating (Max)	6 A
	30 μin

Termination Features

Grounding Clips	Without
Termination Method to Printed Circuit Board	Through Hole - Solder
Termination Post Length	3.18 mm[.125 in]

Mechanical Attachment

PCB Mount Alignment	With
Panel Mount Feature	Without
PCB Mount Retention	With
PCB Mount Retention Type	Boardlock



Mating Retention	With
Mating Retention Type	Screw
Connector Mounting Type	Board Mount
Boardlock Plating Material	Tin over Nickel
Boardlock Material	Copper Alloy
Mounting Hole Diameter	3.18 mm[.125 in]

Housing Features

Centerline (Pitch)	2.77 mm[.109 in]
Housing Material	Nylon, Polyester
Housing Color	Black

Dimensions

Row-to-Row Spacing	2.84 mm[.112 in]
PCB Thickness (Recommended)	1.57 mm[.062 in]

Usage Conditions

Operating Temperature Range	-55 – 105 °C[-67 – 221 °F]
-----------------------------	----------------------------

Operation/Application

Circuit Application	Signal
---------------------	--------

Industry Standards

UL Flammability Rating	UL 94V-0
------------------------	----------

Packaging Features

Packaging Method	Tray
Packaging Quantity	65

Other

Comment	Plugs are preloaded with size 20 DF posted pin contacts
---------	---

Product Compliance

[For compliance documentation, visit the product page on TE.com>](#)

EU RoHS Directive 2011/65/EU	Compliant
EU ELV Directive 2000/53/EC	Compliant
China RoHS 2 Directive MIIT Order No 32, 2016	No Restricted Materials Above Threshold
EU REACH Regulation (EC) No. 1907/2006	Current ECHA Candidate List: JAN 2021 (211)



Candidate List Declared Against: JAN 2021 (211)

Does not contain REACH SVHC

Halogen Content BFR/CFR/PVC Free, but Br/Cl >900 ppm in other sources.


Solder Process Capability

Wave solder capable to 265°C

Product Compliance Disclaimer

This information is provided based on reasonable inquiry of our suppliers and represents our current actual knowledge based on the information they provided. This information is subject to change. The part numbers that TE has identified as EU RoHS compliant have a maximum concentration of 0.1% by weight in homogenous materials for lead, hexavalent chromium, mercury, PBB, PBDE, DBP, BBP, DEHP, DIBP, and 0.01% for cadmium, or qualify for an exemption to these limits as defined in the Annexes of Directive 2011/65/EU (RoHS2). Finished electrical and electronic equipment products will be CE marked as required by Directive 2011/65/EU. Components may not be CE marked. Additionally, the part numbers that TE has identified as EU ELV compliant have a maximum concentration of 0.1% by weight in homogenous materials for lead, hexavalent chromium, and mercury, and 0.01% for cadmium, or qualify for an exemption to these limits as defined in the Annexes of Directive 2000/53/EC (ELV). Regarding the REACH Regulation, the information TE provides on SVHC in articles for this part number is based on the latest European Chemicals Agency (ECHA) 'Guidance on requirements for substances in articles' posted at this URL: <https://echa.europa.eu/guidance-documents/guidance-on-reach>

Compatible Parts



TE Part # CAT-023-DRARS3277
D-Sub Receptacle Assembly: Right Angle, Shell Size 3, 2.77mm



TE Part # CAT-AM7-248H5
IDC D-Sub: Receptacle Assembly, Wire to Wire, Signal, 2.77 mm



TE Part # CAT-AM7-253
IDC D-Sub: Receptacle Assembly, Low Profile, Signal, 2.77 mm

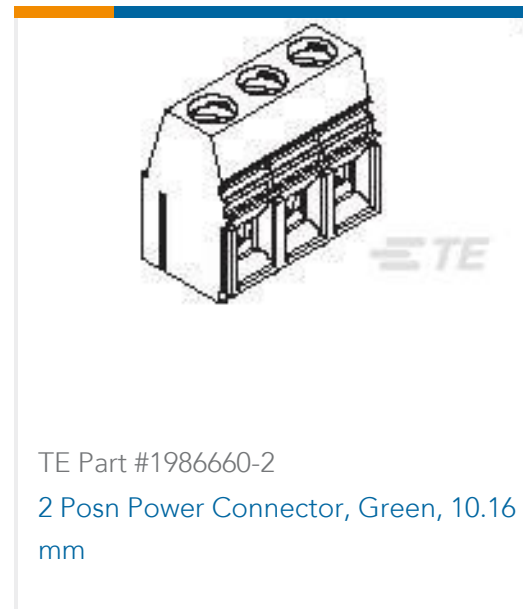


TE Part # CAT-AM7-248H6
IDC D-Sub: Receptacle Kit, Wire to Wire, Signal, 2.74 mm



TE Part # CAT-AM7-248H9
IDC D-Sub: Receptacle Kit, Cable to Cable, Signal, 2.77 mm

Customers Also Bought



Documents

Product Drawings

[25 MSFL PLUG RA 318 \(SL,FM,BL\)](#)

English

CAD Files

[3D PDF](#)

3D

Customer View Model

[ENG_CVM_CVM_5747842-6_C.2d_dxf.zip](#)

English

Customer View Model

[ENG_CVM_CVM_5747842-6_C.3d_igs.zip](#)

English

Customer View Model

[ENG_CVM_CVM_5747842-6_C.3d_stp.zip](#)

English

By downloading the CAD file I accept and agree to the [Terms and Conditions](#) of use.

Datasheets & Catalog Pages



AMPLIMITE Subminiature D Connectors - Right-Angle Posted Connectors

English

Product Specifications

Application Specification

English

Product Environmental Compliance

MD_5747842-6_07212017622_dmtec

English

MD_5747842-6_07212017622_dmtec

English

Instruction Sheets

Instruction Sheet (U.S.)

English

Agency Approvals

UL Report

English