

5-106505-2 ✓ ACTIVE

AMPLIMITE | AMPLIMITE HDP

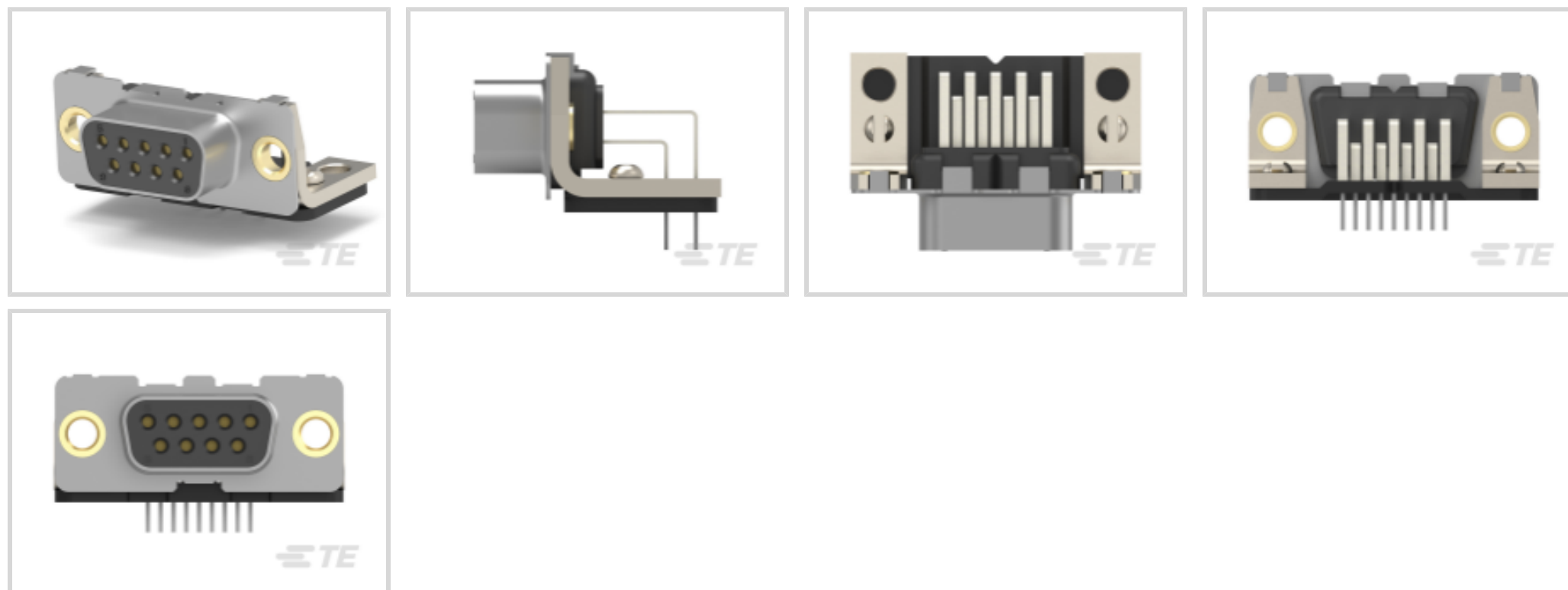
TE Internal #: 5-106505-2

AMPLIMITE HDP, PCB D-Sub Connectors, Receptacle, Cable-to-Board, 9 Position, 2.74mm [.108in] Centerline, 2 Row, Row-to-Row Spacing 2.54 mm [.1 in]

[View on TE.com >](#)



Connectors > D-Shaped Connectors > D-Sub Connectors > PCB D-Sub Connectors > D-Sub Receptacle Assembly: Right Angle, Shell Size 1, 2.74mm



Connector & Housing Type: **Receptacle**

Connector System: **Cable-to-Board**

Number of Positions: **9**

Centerline (Pitch): **2.74 mm [.108 in]**

Number of Rows: **2**

[All D-Sub Receptacle Assembly: Right Angle, Shell Size 1, 2.74mm \(77\)](#)

## Features

### Product Type Features

Grounding Indents	Without
Grounding Straps	With
Footprint	10.31 mm[.406 in]
Shell Type	Front Metal Shell
Connector & Housing Type	Receptacle
Connector System	Cable-to-Board
D-Sub Shell Size	1
Sealable	No
Connector & Contact Terminates To	Printed Circuit Board
Product Type	Connector

### Configuration Features

Performance Level	Level 2
Number of Positions	9



Number of Rows	2
PCB Mount Orientation	Right Angle
Preloaded	Yes

#### Body Features

Plastic	No
Connector Profile	Standard
Post Size	.7 mm
Color	Black
Shell Plating Material	Tin
Shell Material	Steel

#### Contact Features

Contact Mating Area Plating Material	Gold Flash or Gold
Contact Underplating Material	Palladium Nickel or Nickel
PCB Contact Termination Area Plating Material	Tin
Contact Base Material	Phosphor Bronze
Contact Shape & Form	Round
Contact Current Rating (Max)	6 A
Contact Mating Area Plating Thickness	.76 $\mu$ m

#### Termination Features

Grounding Clips	Without
Termination Method to Printed Circuit Board	Through Hole - Solder
Termination Post Length	3.2 mm[.126 in]

#### Mechanical Attachment

PCB Mount Alignment	With
Panel Mount Feature	Without
PCB Mount Retention	With
PCB Mount Retention Type	Boardlock
Mating Retention	With
Connector Mounting Type	Board Mount
Mounting Hole Diameter	3.1 mm
Mating Retention Type	Mounting Hole
Mating Alignment	With



### Housing Features

Centerline (Pitch)	2.74 mm [.108 in]
Housing Material	Polyester GF
Housing Color	Black

### Dimensions

Row-to-Row Spacing	2.54 mm [.1 in]
PCB Thickness (Recommended)	1.57 mm [.062 in]

### Usage Conditions

Operating Temperature Range	-55 – 105 °C [-67 – 221 °F]
-----------------------------	-----------------------------

### Operation/Application

Circuit Application	Signal
---------------------	--------

### Industry Standards

Approved Standards	DIN 41652
UL Flammability Rating	UL 94V-0

### Packaging Features

Packaging Method	Tray
Packaging Quantity	55

### Other

Installation Height	7.3 mm
---------------------	--------

## Product Compliance

[For compliance documentation, visit the product page on TE.com>](#)

EU RoHS Directive 2011/65/EU	Compliant with Exemptions
EU ELV Directive 2000/53/EC	Compliant with Exemptions
China RoHS 2 Directive MIIT Order No 32, 2016	Restricted Materials Above Threshold
EU REACH Regulation (EC) No. 1907/2006	Current ECHA Candidate List: JAN 2021 (211) Candidate List Declared Against: JAN 2021 (211) SVHC > Threshold: Pb (.35% in Component part) <b>Article Safe Usage Statements:</b> Do not eat, drink or smoke when using this product. Wash thoroughly after handling. Recycle if possible and dispose of the article by following all applicable governmental regulations relevant to your geographic location.
Halogen Content	Not Low Halogen - contains Br or Cl > 900 ppm.



Solder Process Capability

Wave solder capable to 265°C

Product Compliance Disclaimer

This information is provided based on reasonable inquiry of our suppliers and represents our current actual knowledge based on the information they provided. This information is subject to change. The part numbers that TE has identified as EU RoHS compliant have a maximum concentration of 0.1% by weight in homogenous materials for lead, hexavalent chromium, mercury, PBB, PBDE, DBP, BBP, DEHP, DIBP, and 0.01% for cadmium, or qualify for an exemption to these limits as defined in the Annexes of Directive 2011/65/EU (RoHS2). Finished electrical and electronic equipment products will be CE marked as required by Directive 2011/65/EU. Components may not be CE marked. Additionally, the part numbers that TE has identified as EU ELV compliant have a maximum concentration of 0.1% by weight in homogenous materials for lead, hexavalent chromium, and mercury, and 0.01% for cadmium, or qualify for an exemption to these limits as defined in the Annexes of Directive 2000/53/EC (ELV). Regarding the REACH Regulation, the information TE provides on SVHC in articles for this part number is based on the latest European Chemicals Agency (ECHA) 'Guidance on requirements for substances in articles' posted at this URL: <https://echa.europa.eu/guidance-documents/guidance-on-reach>

### Compatible Parts



TE Part # CAT-AM7-248H3  
IDC D-Sub: Plug Assembly, Wire to Wire, Signal, 2.77 mm



TE Part # CAT-AM7-H3  
IDC D-Sub: Plug Assembly, Low Profile, Signal, 2.77 mm




TE Part # CAT-AM7-248H4  
IDC D-Sub: Connector Kit, Plug, Wire to Wire, Signal, 2.77 mm



TE Part # 206509-1  
SIZE 20 KEYING PLUG

### Also in the Series | AMPLIMITE HDP




D-Sub Connector Contacts(6)



PCB D-Sub Connectors(88)

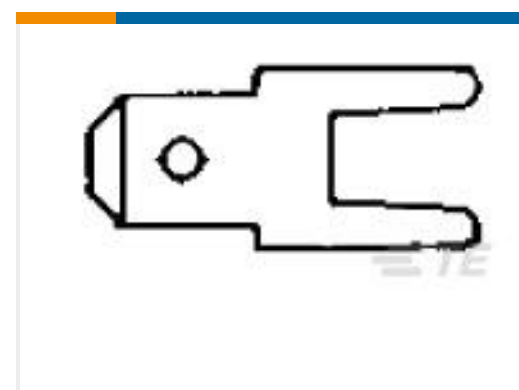
### Customers Also Bought



TE Part #9-338069-0  
FEMALE-ON-BOARD CONNECTOR TOP ENTRY



TE Part #1-1879378-1  
Metal Chip Resistor: Current Sense



TE Part #1-726388-2  
187 FASTON, TAB, TPBR



TE Part #1-1879061-5  
CPF 0402 33R 0.1% 25PPM 5K RL



TE Part #1-1625958-8  
HB01RE 20M 1% 100PPM



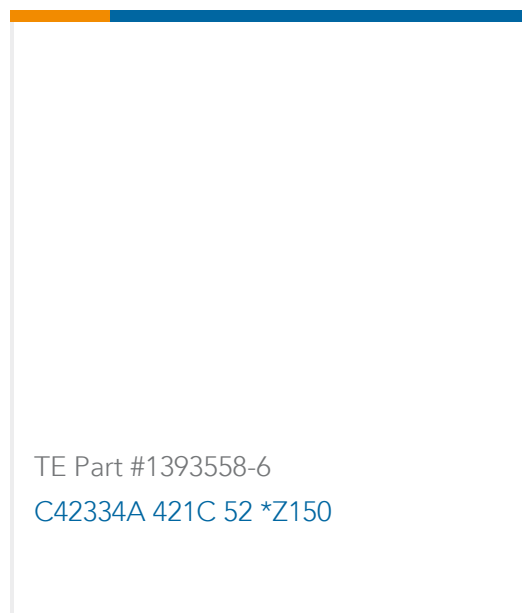
TE Part #1624323-1  
UPW50 0.1% 5PPM 100K



TE Part #1-825433-6  
MOD 2 PINHDR 1X16P.



TE Part #1-826925-0  
MOD 2 PINHDR 2X10P.



TE Part #1393558-6  
C42334A 421C 52 \*Z150



TE Part #10217297-00  
PRESS,XDCR,MS583730BA26-C3183

## Documents

### Product Drawings

[9P.HDP20 REC.ASSY.](#)

English

### CAD Files

[3D PDF](#)

3D

Customer View Model

[ENG\\_CVM\\_CVM\\_5-106505-2\\_J.2d\\_dxf.zip](#)

English

Customer View Model

[ENG\\_CVM\\_CVM\\_5-106505-2\\_J.3d\\_igs.zip](#)

English

Customer View Model

[ENG\\_CVM\\_CVM\\_5-106505-2\\_J.3d\\_stp.zip](#)

English

By downloading the CAD file I accept and agree to the [Terms and Conditions](#) of use.

### Datasheets & Catalog Pages

[AMPLIMITE Subminiature D Connectors - Right-Angle Posted Connectors](#)

English