

1-745497-5 ✓ ACTIVE

AMPLIMITE | AMPLIMITE HDE

TE Internal #: 1-745497-5

AMPLIMITE HDE, IDC D-Sub Connectors, Receptacle, 26 – 22AWG

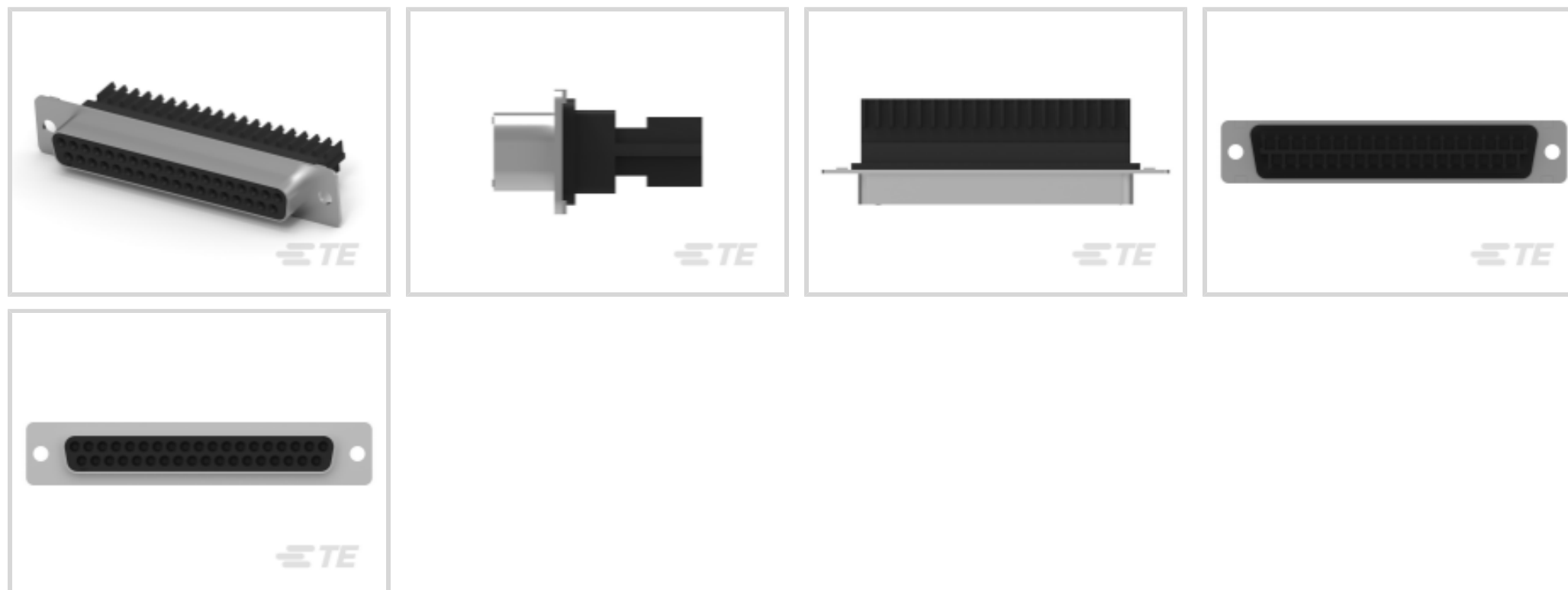
Solid Wire Size, Shielded, Wire-to-Wire, 37 Position, 1.38mm [.

054in] Centerline, 2 Row

[View on TE.com >](#)



Connectors > D-Shaped Connectors > D-Sub Connectors > IDC D-Sub Connectors > IDC D-Sub: Receptacle Assembly, Wire to Wire, Signal, 2.77 mm



Connector & Housing Type: **Receptacle**

Solid Wire Size: **26 – 22 AWG**

Shielded: **Yes**

Connector System: **Wire-to-Wire**

Number of Positions: **37**

[All IDC D-Sub: Receptacle Assembly, Wire to Wire, Signal, 2.77 mm \(10\)](#)

## Features

### Product Type Features

Grade	Standard
Grounding Indents	Without
Shell Type	Full Metal Shell
Connector & Housing Type	Receptacle
Connector System	Wire-to-Wire
Connector Product Type	Connector Assembly
D-Sub Shell Size	4
Connector & Contact Terminates To	Wire & Cable

### Configuration Features

Number of Positions	37
Number of Rows	2
Compatible With Wire & Cable Type	Discrete Wire, Round Jacketed Cable



### Body Features

Color	Black
Shell Material	Steel
Insert Material	Thermoplastic
Shell Plating Material	Tin

### Contact Features

Contact Type	Socket
Contact Mating Area Plating Thickness	.76 $\mu\text{m}$ [30 $\mu\text{in}$ ]
D-Sub Contact Size	20
Contact Current Rating (Max)	2.4 A

### Mechanical Attachment

Mating Connector Lock	With
Mounting Angle	Straight
Mating Connector Lock Type	Mounting Holes
Connector Mounting Type	Cable Mount (Free-Hanging)

### Housing Features

Enclosure	Without
Centerline (Pitch)	1.38 mm[.054 in]

### Dimensions

Solid Wire Size	26 – 22 AWG
Wire Size	.15 – .4 $\text{mm}^2$

### Usage Conditions

Operating Temperature Range	-55 – 105 $^{\circ}\text{C}$ [-67 – 221 $^{\circ}\text{F}$ ]
-----------------------------	--

### Operation/Application

Shielded	Yes
Circuit Application	Signal

### Industry Standards

Insert Flammability Rating	UL 94V-0
----------------------------	----------

### Packaging Features

Packaging Method	Package
Packaging Quantity	56



Other

Comment	Connectors can be made available with clinch nuts, contact AMP Incorporated
---------	---

Product Compliance

[For compliance documentation, visit the product page on TE.com>](#)

EU RoHS Directive 2011/65/EU	Compliant
EU ELV Directive 2000/53/EC	Compliant
China RoHS 2 Directive MIIT Order No 32, 2016	No Restricted Materials Above Threshold
EU REACH Regulation (EC) No. 1907/2006	Current ECHA Candidate List: JAN 2021 (211) Candidate List Declared Against: JAN 2021 (211) Does not contain REACH SVHC
Halogen Content	Not Low Halogen - contains Br or Cl > 900 ppm.
Solder Process Capability	Not applicable for solder process capability

Product Compliance Disclaimer

This information is provided based on reasonable inquiry of our suppliers and represents our current actual knowledge based on the information they provided. This information is subject to change. The part numbers that TE has identified as EU RoHS compliant have a maximum concentration of 0.1% by weight in homogenous materials for lead, hexavalent chromium, mercury, PBB, PBDE, DBP, BBP, DEHP, DIBP, and 0.01% for cadmium, or qualify for an exemption to these limits as defined in the Annexes of Directive 2011/65/EU (RoHS2). Finished electrical and electronic equipment products will be CE marked as required by Directive 2011/65/EU. Components may not be CE marked. Additionally, the part numbers that TE has identified as EU ELV compliant have a maximum concentration of 0.1% by weight in homogenous materials for lead, hexavalent chromium, and mercury, and 0.01% for cadmium, or qualify for an exemption to these limits as defined in the Annexes of Directive 2000/53/EC (ELV). Regarding the REACH Regulation, the information TE provides on SVHC in articles for this part number is based on the latest European Chemicals Agency (ECHA) 'Guidance on requirements for substances in articles' posted at this URL: <https://echa.europa.eu/guidance-documents/guidance-on-reach>

Compatible Parts

 <p>TE Part # CAT-AM7-H3 IDC D-Sub: Plug Assembly, Low Profile, Signal, 2.77 mm</p>	 <p>TE Part # CAT-023-DPARS4274 D-Sub Plug Assembly: Standard, Right Angle, Shell Size 4, 2.74mm</p>	 <p>TE Part # CAT-025-DPAVS4274 D-Sub Plug Assembly: Vertical, Shell Size 4, 2.74mm</p>	 <p>TE Part # CAT-AM7-248H3 IDC D-Sub: Plug Assembly, Wire to Wire, Signal, 2.77 mm</p>
--	---	--	--




TE Part # 58074-1  
MTA 50/100/156 MANUAL TOOL FRAME



TE Part # 5748678-4  
2 PC PLST CBL CLMP KIT



TE Part # 5745174-2  
CABLE CLAMP KIT, SZ 4, 575



TE Part # 5745174-4  
CABLE CLAMP KIT, SZ 4, 425




TE Part # 5748676-4  
DIE CAST CBL CLMP KIT, SZ 4




TE Part # 5745174-1  
CABLE CLAMP KIT, SZ 4



TE Part # 5747100-3  
CABLE CLAMP KIT, SZ 4



TE Part # 2-5745174-7  
CABLE CLAMP KIT, SZ 4




TE Part # 5747100-1  
CABLE CLAMP KIT, SZ 4



TE Part # 5748677-4  
PLTD PLST CBL CLMP KIT, SZ 4



TE Part # CAT-AM7-248H4  
IDC D-Sub: Connector Kit, Plug, Wire to Wire, Signal, 2.77 mm




TE Part # 5745174-5  
CABLE CLAMP KIT, SZ 4



TE Part # 5745174-3  
CABLE CLAMP KIT, SZ 4, 500



TE Part # 206509-1  
SIZE 20 KEYING PLUG




TE Part # 5747100-7  
CABLE CLAMP KIT, SZ 4




TE Part # 608868-1  
HDE HT PKG FOR SUB D

Also in the Series | **AMPLIMITE HDE**




Crimp D-Sub Connectors(1)



D-Sub Connector Contacts(13)



IDC D-Sub Connectors(83)



Insertion & Extraction Tools(2)

Customers Also Bought



TE Part #1-745494-5  
IDC D-Sub: Plug Assembly, Wire to Wire, Signal, 2.77 mm



TE Part #1-745491-8  
IDC D-Sub: Receptacle Assembly, Wire to Wire, Signal, 2.74 mm



TE Part #1-770849-2  
3.96mm Wire-to-board housing: receptacle, with mating alignment, SL 156



TE Part #1-480345-0  
08P CMNL CAP HSG F/H NATL



TE Part #1-1437624-0  
PKA50B1/4=KNOB PLASTIC 1/4" SH



TE Part #1-2176339-9  
CRGCQ 0603 330R 1%



TE Part #892275J001  
V2-16.0-0-FSP-SM

## Documents

### Product Drawings

[37 HDE MS RCPT,22-26,LEAD FREE](#)

English

### CAD Files

Customer View Model

[ENG\\_CVM\\_1-745497-5\\_N2.2d\\_dxf.zip](#)

English

Customer View Model

[ENG\\_CVM\\_1-745497-5\\_N2.3d\\_igs.zip](#)

English

Customer View Model

[ENG\\_CVM\\_1-745497-5\\_N2.3d\\_stp.zip](#)

English

### 3D PDF

English

By downloading the CAD file I accept and agree to the [Terms and Conditions](#) of use.

### Datasheets & Catalog Pages

[AMPLIMITE Subminiature D Connectors - Cable Connectors](#)

English

[AMPLIMITE Cable Connectors and Shielding Hardware Kits QRG](#)

English

### Product Specifications

[Application Specification](#)

English



### Product Environmental Compliance

[MD\\_1-745497-5\\_07072014157\\_dmtec](#)

English

[MD\\_1-745497-5\\_07072014157\\_dmtec](#)

English

---

### Instruction Sheets

[Instruction Sheet \(U.S.\)](#)

English

---

### Agency Approvals

[UL Report](#)

English