



Terminals & Splices > Splices

Splice Product Type: **Splice**Terminal & Splice Type: **Splice**Wire Size: **1.21 – 2.94 mm²**Sealable: **Yes**

Features

Product Type Features

Splice Product Type	Splice
Sealable	Yes
Splice Type	In-Line Splice
Serrated	No
Splice Accessory Type	Splice
Splice Barrel Type	Closed Barrel
Splice Wire/Cable Type	Insulated Wire
Insulated	Yes
Support Style	Non-Insulation Support

Configuration Features

Number of Serrations	0
----------------------	---

Body Features

Insulation Material	Modified Polyvinylidene
Splice Features	Splice Kit
Splice Material	Tin-Plated Copper

Contact Features

Terminal & Splice Type	Splice
------------------------	--------

Dimensions

Wire Size	2426 – 5874 CMA
-----------	-----------------



Barrel Inside Diameter	2.54 mm[.1 in]
------------------------	----------------

Splice Overall Length	29.21 mm[1.15 in]
-----------------------	-------------------

Usage Conditions

Insulation Requirement	Fully Insulated
------------------------	-----------------

Operating Temperature Range	-55 – 150 °C[-67 – 302 °F]
-----------------------------	----------------------------

Operation/Application

Heavy Duty	No
------------	----

Industry Standards

Government Qualified Splice	Yes
-----------------------------	-----

Packaging Features

Splice Packaging Method	Bag/Box
-------------------------	---------

Product Compliance

[For compliance documentation, visit the product page on TE.com>](#)

EU RoHS Directive 2011/65/EU	Compliant
------------------------------	-----------

EU ELV Directive 2000/53/EC	Compliant
-----------------------------	-----------

China RoHS 2 Directive MIIT Order No 32, 2016	No Restricted Materials Above Threshold
---	---

EU REACH Regulation (EC) No. 1907/2006	Current ECHA Candidate List: JAN 2021 (211) Candidate List Declared Against: JAN 2021 (211) Does not contain REACH SVHC
--	---









Halogen Content	Out of Scope - excluded from Halogen requirements
-----------------	---

Solder Process Capability	Not applicable for solder process capability
---------------------------	--

Product Compliance Disclaimer

This information is provided based on reasonable inquiry of our suppliers and represents our current actual knowledge based on the information they provided. This information is subject to change. The part numbers that TE has identified as EU RoHS compliant have a maximum concentration of 0.1% by weight in homogenous materials for lead, hexavalent chromium, mercury, PBB, PBDE, DBP, BBP, DEHP, DIBP, and 0.01% for cadmium, or qualify for an exemption to these limits as defined in the Annexes of Directive 2011/65/EU (RoHS2). Finished electrical and electronic equipment products will be CE marked as required by Directive 2011/65/EU. Components may not be CE marked. Additionally, the part numbers that TE has identified as EU ELV compliant have a maximum concentration of 0.1% by weight in homogenous materials for lead, hexavalent chromium, and mercury, and 0.01% for cadmium, or qualify for an exemption to these limits as defined in the Annexes of Directive 2000/53/EC (ELV). Regarding the REACH Regulation, the information TE provides on SVHC in articles for this part number is based on the latest European Chemicals Agency (ECHA) 'Guidance on requirements for substances in articles' posted at this URL: <https://echa.europa.eu/guidance-documents/guidance-on-reach>

Compatible Parts



Customers Also Bought



TE Part #5061850001
TMS-SCE MILITARY GRADE SLEEVES



TE Part #2562-201-2031L
CONT SOC ASSY



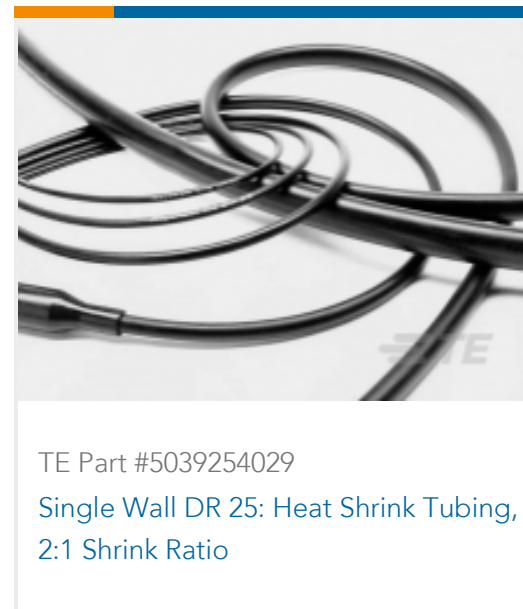
TE Part #38943-20L
CONTACTS (=724-0007-20)



TE Part #38941-22L
CONTACTS



TE Part #3-1617031-6
HFW1201L01 = M39016/6-139L



TE Part #5039254029
Single Wall DR 25: Heat Shrink Tubing,
2:1 Shrink Ratio



TE Part #ZPF000000000017950
FDPA 50-12-10 PN-K-A246



TE Part #3-525442-0
PLUG GAUGE, HANDTOOL

Documents

Product Drawings

[D-436-38](#)

English

CAD Files

[3D PDF](#)

3D

Customer View Model

[ENG_CVM_CVM_650076-000_R.2d_dxf.zip](#)

English

Customer View Model

[ENG_CVM_CVM_650076-000_R.3d_igs.zip](#)

English

Customer View Model

[ENG_CVM_CVM_650076-000_R.3d_stp.zip](#)

English

By downloading the CAD file I accept and agree to the [Terms and Conditions](#) of use.

Datasheets & Catalog Pages

[1654025_Sec8_D-436](#)

English

[Harness Repair Products Quick Reference Guide](#)

English