5206514-1 ✔ ACTIVE

AMPLIMITE | AMPLIMITE Kit

TE Internal #: 5206514-1

AMPLIMITE Kit, D-Sub Locking & Mounting, Locking Post Kit

View on TE.com >

Connectors > D-Shaped Connectors > D-Sub Accessories > Locking & Mounting







D-Shaped Connector Accessories: **Locking Post Kit**

Features

Product Type Features

Product Type	Accessory
D-Shaped Connector Accessories	Locking Post Kit

Mechanical Attachment

Locking Post Plating Material	Zinc
Locking Post Finish	Yellow Chromate
Locking Post Material	Cold Rolled Steel
Screw & Hole Thread Size	4-40

Dimensions

Length	10.41 mm[.41 in]

Operation/Application

For Use With	Cable Clamps

Packaging Features

Packaging Method	Kit

Product Compliance

For compliance documentation, visit the product page on TE.com>

EU RoHS Directive 2011/65/EU	Compliant with Exemptions
EU ELV Directive 2000/53/EC	Compliant with Exemptions

China RoHS 2 Directive MIIT Order No 32, 2016	Restricted Materials Above Threshold
EU REACH Regulation (EC) No. 1907/2006	Current ECHA Candidate List: JAN 2021 (211) Candidate List Declared Against: JAN 2021 (211) SVHC > Threshold: Pb (.35% in Component Part) **Article Safe Usage Statements:** Do not eat, drink or smoke when using this product. Wash thoroughly after handling. Recycle if possible and dispose of the article by following all applicable governmental regulations relevant to your geographic location.
Halogen Content	Low Halogen - Br, Cl, F, I < 900 ppm per homogenous material. Also BFR/CFR/PVC Free
Solder Process Capability	Not applicable for solder process capability

Product Compliance Disclaimer

This information is provided based on reasonable inquiry of our suppliers and represents our current actual knowledge based on the information they provided. This information is subject to change. The part numbers that TE has identified as EU RoHS compliant have a maximum concentration of 0.1% by weight in homogenous materials for lead, hexavalent chromium, mercury, PBB, PBDE, DBP, BBP, DEHP, DIBP, and 0.01% for cadmium, or qualify for an exemption to these limits as defined in the Annexes of Directive 2011/65/EU (RoHS2). Finished electrical and electronic equipment products will be CE marked as required by Directive 2011/65/EU. Components may not be CE marked. Additionally, the part numbers that TE has identified as EU ELV compliant have a maximum concentration of 0.1% by weight in homogenous materials for lead, hexavalent chromium, and mercury, and 0.01% for cadmium, or qualify for an exemption to these limits as defined in the Annexes of Directive 2000/53/EC (ELV). Regarding the REACH Regulation, the information TE provides on SVHC in articles for this part number is based on the latest European Chemicals Agency (ECHA) 'Guidance on requirements for substances in articles' posted at this URL: https://echa.europa.eu/guidance-documents/guidance-on-reach

Compatible Parts



TE Part # 5745652-1
DIECAST STRAIN RELIEF KIT,SZ 2



TE Part # 5206807-2
SLIDE LOCK POST, ZN

Also in the Series | AMPLIMITE Kit



D-Sub Backshells & Clamps(136)



D-Sub Contact Accessories(1)



D-Sub Covers(3)



D-Sub Locking & Mounting(122)

Customers Also Bought



TE Part #205206-8
D-Sub Crimp: Plug, Signal, 15 Posn, Pin Size 20, Shell Size 2



TE Part #205205-7
D-Sub Crimp Recpt Signal 15 Posn, Socket Size 20, Shell Size 2



TE Part #103653-3
04 MTE SHRD PIN HSG SR LATCH



TE Part #87631-3
08 MODIV HSG COMP DR .100 POL



TE Part #165302
SOLIS DIN 4.0-6.0 R M5



TE Part #1-5745967-4
D-Sub Receptacle Assembly: Vertical, Shell Size 3, 2.77mm



TE Part #1416200-9
V23061B1010A301



TE Part #2-2013289-2
EMBOSS TAPE DDR3 204P 5.2H STD Au 0.25



TE Part #1-534237-1
13 MODII VRT SR CE 100/115



TE Part #1437504-5
8060-1G12=GOLD TRANSISTOR SOCK

Documents

Product Drawings

SLIDING LOCK POST KIT

English

CAD Files

3D PDF

English

Customer View Model

ENG_CVM_5206514-1_O.2d_dxf.zip

English

Customer View Model

ENG_CVM_5206514-1_O.3d_igs.zip

English

Customer View Model

ENG_CVM_5206514-1_O.3d_stp.zip

English

By downloading the CAD file I accept and agree to the **Terms and Conditions** of use.

Datasheets & Catalog Pages

AMPLIMITE Subminiature D Connectors - Cable Connectors

English

AMPLIMITE Cable Connectors and Shielding Hardware Kits QRG

English

Product Specifications

Application Specification

English

Product Environmental Compliance

MD_5206514-1_05312018042_dmtec

English

MD_5206514-1_05312018042_dmtec

English

Instruction Sheets

Instruction Sheet (U.S.)

English