20SRB1 ✔ ACTIVE

Corcom

TE Internal #: 5-1609152-1

Multi-Function Inlet Filters, Power Line, Vertical, Leakage Current (Max) (120VAC, 60Hz) 2 µA, Leakage Current (Max) (250VAC, 50Hz) 5 µA

View on TE.com >

EMI Filters > Multi-Function Inlet Filters







Filter Type: **Power Line**

Mount Angle: **Vertical**

Leakage Current (Max) (120VAC, 60Hz): **2 µA**

Leakage Current (Max) (250VAC, 50Hz): **5 µA**

Filter Current Rating: **20 A**

Features

Product Type Features

Ground Choke Option	No
Ground Option	None
Filter Type	Power Line
Filter Input Termination Type	IEC
Filter Output Termination Type	.250" FASTON
Filtering Requirements	Filtered
Filter Connector Type	IEC 60320-1 C-20

Electrical Characteristics

Leakage Current (Max) (120VAC, 60Hz)	2 µA
Leakage Current (Max) (250VAC, 50Hz)	5 µA
Filter Current Rating	20 A
Voltage Rating (Max)	250 VAC

Mechanical Attachment

Mount Angle	Vertical

Filter Mount Style	Flanged

Usage Conditions

Operating Temperature Range	-10 – 40 °C

Product Compliance

For compliance documentation, visit the product page on TE.com>

EU RoHS Directive 2011/65/EU	Compliant
EU ELV Directive 2000/53/EC	Compliant
China RoHS 2 Directive MIIT Order No 32, 2016	No Restricted Materials Above Threshold
EU REACH Regulation (EC) No. 1907/2006	Current ECHA Candidate List: JAN 2021 (211) Candidate List Declared Against: JAN 2021 (211) Does not contain REACH SVHC
Halogen Content	Not Low Halogen - contains Br or Cl > 900 ppm.
Solder Process Capability	Not applicable for solder process capability

Product Compliance Disclaimer

This information is provided based on reasonable inquiry of our suppliers and represents our current actual knowledge based on the information they provided. This information is subject to change. The part numbers that TE has identified as EU RoHS compliant have a maximum concentration of 0.1% by weight in homogenous materials for lead, hexavalent chromium, mercury, PBB, PBDE, DBP, BBP, DEHP, DIBP, and 0.01% for cadmium, or qualify for an exemption to these limits as defined in the Annexes of Directive 2011/65/EU (RoHS2). Finished electrical and electronic equipment products will be CE marked as required by Directive 2011/65/EU. Components may not be CE marked. Additionally, the part numbers that TE has identified as EU ELV compliant have a maximum concentration of 0.1% by weight in homogenous materials for lead, hexavalent chromium, and mercury, and 0.01% for cadmium, or qualify for an exemption to these limits as defined in the Annexes of Directive 2000/53/EC (ELV). Regarding the REACH Regulation, the information TE provides on SVHC in articles for this part number is based on the latest European Chemicals Agency (ECHA) 'Guidance on requirements for substances in articles' posted at this URL: https://echa.europa.eu/guidance-documents/guidance-on-reach

Compatible Parts



TE Part # CAT-C8114-SR15
CORCOM SRB SERIES IEC FILTERED INLETS

Customers Also Bought

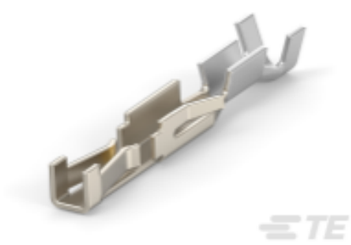

TE Part #188746-1
HE13/HE14 Contacts



TE Part #2-34806-3
PIDG RING TONGUE TERMINALS



TE Part #2-1879463-8
Thick Film Resistor: Current Sense



TE Part #1-641737-1
04P CMNL HDR ASSY R/A V0



TE Part #2-1761608-3
IDC LOW PRO HDR 10P VERT SHT L

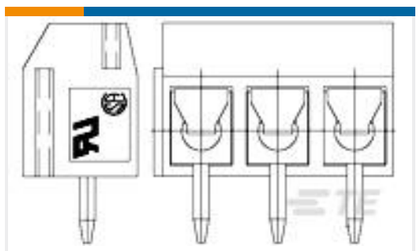

TE Part #1776244-2
Vert Side Wire Entry, 5.0mm, B



TE Part #2344064-4
OSFP Connector Assembly: Surface Mount



TE Part #GA10K3D1217
PRO4-OVERMOLDED PROBE



TE Part #3-1393237-1
RTE24012F



TE Part #103977-2
8X3 MTE RCPT SR PLAIN .100CL

Documents

Product Drawings

20SRB1=F8424

English

CAD Files

3D PDF

3D

Customer View Model

ENG_CVM_CVM_5-1609152-1_A.2d_dxf.zip

English

Customer View Model

ENG_CVM_CVM_5-1609152-1_A.3d_igs.zip

English

Customer View Model

ENG_CVM_CVM_5-1609152-1_A.3d_stp.zip

English

By downloading the CAD file I accept and agree to the Terms and Conditions of use.

Datasheets & Catalog Pages

Corcom 20SRB Series Flyer

English

Agency Approvals

UL Report

English