



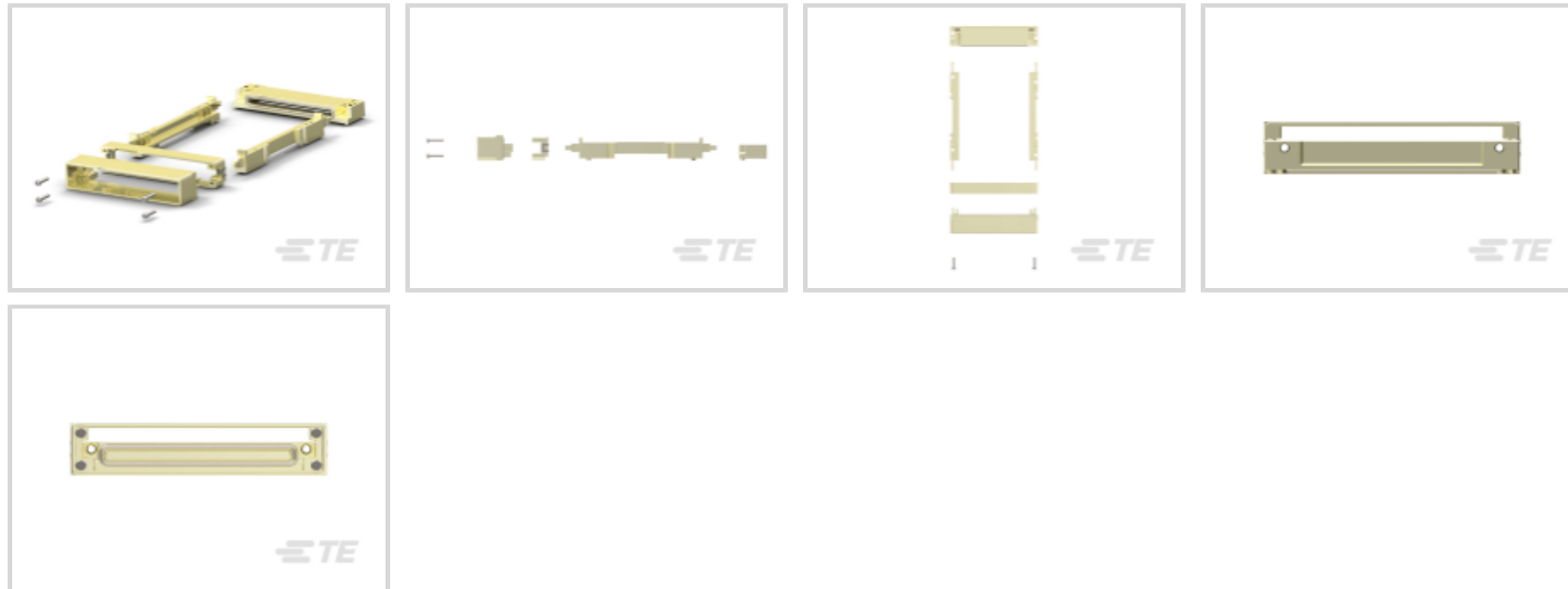
CFP

TE Internal #: 2169666-2

CFP, CFP/CFP2/CFP4, Accessory, Port Matrix Configuration 1 x 1, Fin, Data Rate (Max) 100 Gb/s, Double-Sided (Belly-to-Belly), Cable-to-Board

[View on TE.com >](#)

Connectors > Pluggable IO Connectors & Cages > CFP/CFP2/CFP4



Pluggable I/O Product Type: **Accessory**

Port Matrix Configuration: **1 x 1**

Thermal Accessory Type Included: **Heat Sink**

Heat Sink Style: **Fin**

Data Rate (Max): **100 Gb/s**

**Features**

**Product Type Features**

Form Factor	CFP
Pluggable I/O Accessory Type	Hardware Kit
Cage Type	Kit
Product Line	CFP
Pluggable I/O Product Type	Accessory
Thermal Accessory Type Included	Heat Sink
Connector System	Cable-to-Board
Sealable	No
Connector & Contact Terminates To	Printed Circuit Board

**Configuration Features**

Port Matrix Configuration	1 x 1
---------------------------	-------

**Electrical Characteristics**

Data Rate (Max)	100 Gb/s
-----------------	----------

**Body Features**



Heat Sink Style	Fin
-----------------	-----

### Contact Features

Contact Current Rating (Max)	.5 A
------------------------------	------

### Termination Features

Termination Method to Printed Circuit Board	Surface Mount
---	---------------

### Mechanical Attachment

Hardware Type	Screw
---------------	-------

PCB Mounting Style	Double-Sided (Belly-to-Belly)
--------------------	-------------------------------

### Dimensions

PCB Thickness (Recommended)	2 mm[.079 in]
-----------------------------	---------------

### Operation/Application

Heat Sink Compatible	Yes
----------------------	-----

For Use With Pluggable I/O Products	CFP Assembly
-------------------------------------	--------------

Circuit Application	Signal
---------------------	--------

### Packaging Features

Packaging Method	Box
------------------	-----

### Other

Comment	Kit includes 2 guide rails, 1 connector cover assy., 1 backer plate assy., 1 external bracket assy., 4 2-56 UNC stainless steel screws
---------	--

### Product Compliance

[For compliance documentation, visit the product page on TE.com>](#)

EU RoHS Directive 2011/65/EU	Compliant
------------------------------	-----------

EU ELV Directive 2000/53/EC	Compliant
-----------------------------	-----------

China RoHS 2 Directive MIIT Order No 32, 2016	No Restricted Materials Above Threshold
---	---

EU REACH Regulation (EC) No. 1907/2006	Current ECHA Candidate List: JAN 2021 (211) Candidate List Declared Against: JAN 2021 (211) Does not contain REACH SVHC
--	---

Halogen Content	Low Halogen - Br, Cl, F, I < 900 ppm per homogenous material. Also BFR/CFR/PVC Free
-----------------	---

Solder Process Capability

Not applicable for solder process capability

## Product Compliance Disclaimer

This information is provided based on reasonable inquiry of our suppliers and represents our current actual knowledge based on the information they provided. This information is subject to change. The part numbers that TE has identified as EU RoHS compliant have a maximum concentration of 0.1% by weight in homogenous materials for lead, hexavalent chromium, mercury, PBB, PBDE, DBP, BBP, DEHP, DIBP, and 0.01% for cadmium, or qualify for an exemption to these limits as defined in the Annexes of Directive 2011/65/EU (RoHS2). Finished electrical and electronic equipment products will be CE marked as required by Directive 2011/65/EU. Components may not be CE marked. Additionally, the part numbers that TE has identified as EU ELV compliant have a maximum concentration of 0.1% by weight in homogenous materials for lead, hexavalent chromium, and mercury, and 0.01% for cadmium, or qualify for an exemption to these limits as defined in the Annexes of Directive 2000/53/EC (ELV). Regarding the REACH Regulation, the information TE provides on SVHC in articles for this part number is based on the latest European Chemicals Agency (ECHA) 'Guidance on requirements for substances in articles' posted at this URL: <https://echa.europa.eu/guidance-documents/guidance-on-reach>

## Compatible Parts

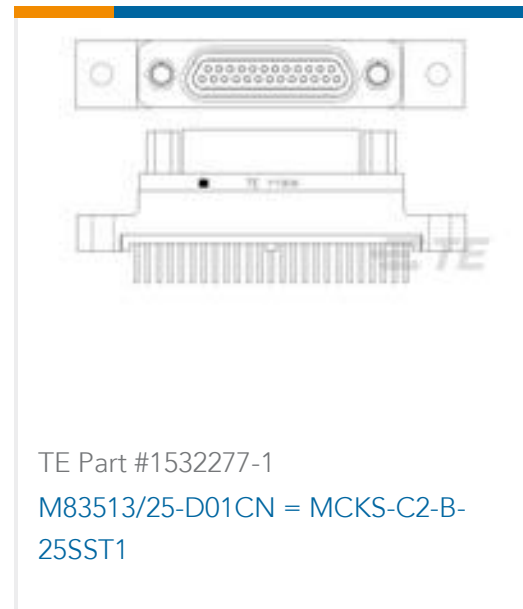




## Also in the Series | CFP



## Customers Also Bought





## Documents

### Product Drawings

CFP HW Kit, No HS, With Clips and Screws

English

### CAD Files

3D PDF

3D

Customer View Model

[ENG\\_CVM\\_CVM\\_2169666-2\\_B.2d\\_dxf.zip](#)

English

Customer View Model

[ENG\\_CVM\\_CVM\\_2169666-2\\_B.3d\\_igs.zip](#)

English

Customer View Model

[ENG\\_CVM\\_CVM\\_2169666-2\\_B.3d\\_stp.zip](#)

English

By downloading the CAD file I accept and agree to the [Terms and Conditions](#) of use.

### Product Specifications

Application Specification

English

### Product Environmental Compliance

Product Compliance

English

Product Compliance

English



[Instruction Sheets](#)

[Instruction Sheet \(U.S.\)](#)

English