# 1-1734248-6 ✔ ACTIVE

FPC

TE Internal #: 1-1734248-6

FPC Connectors, Flex-to-Board, 16 Position, 1mm [.039in] Centerline, Zero Insertion Force (ZIF), Vertical, Surface Mount

View on TE.com >

Connectors > PCB Connectors > Wire-to-Board Connectors > FFC, FPC & Ribbon Connectors > FPC Connectors







Connector System: **Flex-to-Board**

Number of Positions: **16**

Centerline (Pitch): **1 mm [ .039 in ]**

Insertion Force Type: **Zero Insertion Force (ZIF)**

PCB Mount Orientation: **Vertical**

## Features

### Product Type Features

| | |
|---|---|
| PCB Connector Assembly Type | PCB Mount Receptacle |
| Connector Product Type | Connector Assembly |
| Connector System | Flex-to-Board |
| Insertion Force Type | Zero Insertion Force (ZIF) |
| FPC Actuator Type | Stuffer (Plunger Style) |
| Sealable | No |
| Connector & Contact Terminates To | Flexible Printed Circuit (FPC) |

### Configuration Features

| | |
|---|---|
| Compatible With Wire & Cable Type | FFC, FPC |
| Number of Rows | 1 |
| Number of Positions | 16 |
| PCB Mount Orientation | Vertical |

### Electrical Characteristics

| | |
|---|---|
| Operating Voltage | 125 VDC |

## Contact Features

| | |
|---|---|
| Contact Layout | Inline |
| PCB Contact Termination Area Plating Material Thickness | .025 µm[1 µin] |
| Contact Type | Socket |
| Contact Mating Area Plating Material Thickness | .025 µm[1 µin] |
| Contact Shape & Form | Single Beam |
| PCB Contact Termination Area Plating Material | Gold |
| Contact Base Material | Phosphor Bronze |
| Contact Mating Location | Top |
| Contact Mating Area Plating Material | Gold |
| Contact Current Rating (Max) | 1 A |

## Termination Features

| | |
|---|---|
| Termination Method to Printed Circuit Board | Surface Mount |

## Mechanical Attachment

| | |
|---|---|
| Mating Alignment | With |
| PCB Mount Alignment | Without |
| PCB Mount Retention | With |
| Connector Mounting Type | Board Mount |

## Housing Features

| | |
|---|---|
| Housing Material | PA 9T |
| Housing Color | Black |
| Centerline (Pitch) | 1 mm[.039 in] |

## Dimensions

| | |
|---|---|
| Connector Length | 23.4 mm[.921 in] |
| Connector Height | 7.7 mm[.303 in] |
| Connector Width | 4.6 mm[.181 in] |
| Accepts Flex Cable Thickness | .3 mm[.012 in] |

## Usage Conditions

| | |
|---|---|
| Operating Temperature Range | -20 – 85 °C[-4 – 185 °F] |

## Operation/Application

| | |
|---|---|
| Circuit Application | Signal |

## Identification Marking

| | |
|---|---|
| Circuit Identification Feature | Without |

### Packaging Features

| | |
|---|---|
| Packaging Quantity | 1000 |
| Packaging Method | Tape |

## Product Compliance

For compliance documentation, visit the product page on TE.com>

| | |
|---|---|
| EU RoHS Directive 2011/65/EU | Compliant |
| EU ELV Directive 2000/53/EC | Compliant |
| China RoHS 2 Directive MIIT Order No 32, 2016 | No Restricted Materials Above Threshold |
| EU REACH Regulation (EC) No. 1907/2006 | Current ECHA Candidate List: JAN 2021 (211)<br>Candidate List Declared Against: JUL 2019 (201)<br>SVHC > Threshold:<br>Not Yet Reviewed |
| Halogen Content | Not Low Halogen - contains Br or Cl > 900 ppm. |
| Solder Process Capability | Reflow solder capable to 260°C |

Product Compliance Disclaimer

This information is provided based on reasonable inquiry of our suppliers and represents our current actual knowledge based on the information they provided. This information is subject to change. The part numbers that TE has identified as EU RoHS compliant have a maximum concentration of 0.1% by weight in homogenous materials for lead, hexavalent chromium, mercury, PBB, PBDE, DBP, BBP, DEHP, DIBP, and 0.01% for cadmium, or qualify for an exemption to these limits as defined in the Annexes of Directive 2011/65/EU (RoHS2). Finished electrical and electronic equipment products will be CE marked as required by Directive 2011/65/EU. Components may not be CE marked. Additionally, the part numbers that TE has identified as EU ELV compliant have a maximum concentration of 0.1% by weight in homogenous materials for lead, hexavalent chromium, and mercury, and 0.01% for cadmium, or qualify for an exemption to these limits as defined in the Annexes of Directive 2000/53/EC (ELV). Regarding the REACH Regulation, the information TE provides on SVHC in articles for this part number is based on the latest European Chemicals Agency (ECHA) 'Guidance on requirements for substances in articles' posted at this URL: https://echa.europa.eu/guidance-documents/guidance-on-reach

## Compatible Parts



TE Part # 1-84952-6
1MM FPC HORZ.BTTM CONT.ASS.16P



TE Part # 1-84982-6
1MM FFC SMT V ASSY 16P EMBOSS

# Customers Also Bought



TE Part #1879378-8
Metal Chip Resistor: Current Sense

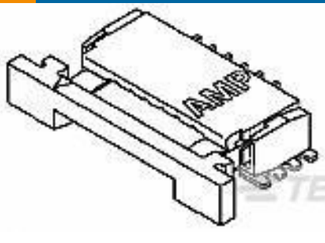

TE Part #1-84952-6
1MM FPC HORZ.BTTM CONT.ASS.16P



TE Part #1-406541-1
MJ,INV,1X1,6PNL G,.100"ST,SN



TE Part #826629-1
AMPMODU II PIN HDR.1X01P



TE Part #1747786-1
PACKING,REC. ASSY. 8POS. 2MM PITCH BATTE



TE Part #1734248-6
1.0 FPC, ZIF V/T, SMT, 6P



TE Part #1825965-1
FSMH=3.5 X 6.0 X 5.0 TACT SWITCH, HT



TE Part #1558676-3
PCB Power Relay: 30 amp, Monostable DC



TE Part #1-825433-4
MOD 2 PINHDR 1X14P.



TE Part #1825006-3
GDS02S04=DIP SW,SLIDE,SMT

# Documents

## Product Drawings

1.0 FPC, ZIF V/T, SMT, 16P

English

## CAD Files

3D PDF

3D

### Customer View Model

ENG_CVM_CVM_1-1734248-6_E_c-1-1734248-6-e.2d_dxf.zip

English

### Customer View Model

ENG_CVM_CVM_1-1734248-6_E_c-1-1734248-6-e.3d_igs.zip

English

### Customer View Model

ENG_CVM_CVM_1-1734248-6_E_c-1-1734248-6-e.3d_stp.zip

English

By downloading the CAD file I accept and agree to the Terms and Conditions of use.

## Datasheets & Catalog Pages

1-1773959-6-flexible-printed-circuit-con

English

FPC Connector Family

English

Flexible Printed Circuit Connectors - FPC (Virtual Sample Kit)

English

5-1773461-0_Standard_FPC_Connector_Quick_Reference_Guide

English

1-1773959-7-FPC-Connectors-CN

## Product Specifications

Product Specification

English

## Product Environmental Compliance

TE Material Declaration

English