

1-2141846-1 ✓ ACTIVE

AMP | AMP MCP Connector System

TE Internal #: 1-2141846-1

AMP MCP Connector System, Automotive Connector Caps & Covers, Cover Assembly, Cable Exit Angle 180° (In-Line), Without, Black, PBT GF, 25 Position

[View on TE.com >](#)



Connectors > Automotive Connectors > Connector Accessories > Connector Caps & Covers > AMP MCP BACKSHELLS



Protection & Strain Relief Accessory Type: **Cover Assembly**

Cable Exit Angle: **180° (In-Line)**

Strain Relief: **Without**

Primary Product Color: **Black**

Primary Product Material: **PBT GF**

[All AMP MCP BACKSHELLS \(14\)](#)

Features

Product Type Features

Protection & Strain Relief Accessory Type	Cover Assembly
---	----------------

Configuration Features

Compatible With Connector Code	A
Number of Positions	25

Body Features

Cable Exit Angle	180° (In-Line)
Primary Product Color	Black
Primary Product Material	PBT GF

Mechanical Attachment

Strain Relief	Without
---------------	---------

Usage Conditions

Operating Temperature (Max)	70 °C, 75 °C, 80 °C, 85 °C, 90 °C, 100 °C,
-----------------------------	--



105 °C, 110 °C, 120 °C[158 °F][167 °F][176 °F][185 °F][194 °F][212 °F][221 °F][230 °F][248 °F]

Operating Temperature Range

-40 – 120 °C[-40 – 248 °F]

Packaging Features

Packaging Quantity

900

Packaging Method

Box

Other

Serviceable

No

Product Compliance

[For compliance documentation, visit the product page on TE.com>](#)

EU RoHS Directive 2011/65/EU

Compliant

EU ELV Directive 2000/53/EC

Compliant

China RoHS 2 Directive MIIT Order No 32, 2016

No Restricted Materials Above Threshold

EU REACH Regulation (EC) No. 1907/2006

Current ECHA Candidate List: JAN 2021 (211)
Candidate List Declared Against: JAN 2021 (211)
Does not contain REACH SVHC

Halogen Content

Low Halogen - Br, Cl, F, I < 900 ppm per homogenous material. Also BFR/CFR/PVC Free

Solder Process Capability

Not reviewed for solder process capability


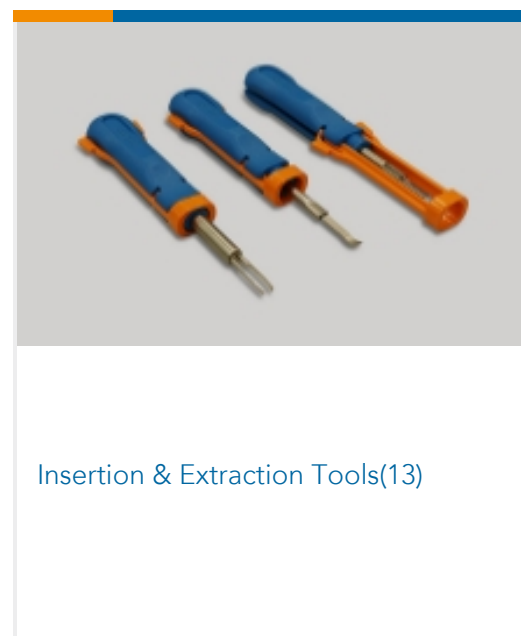
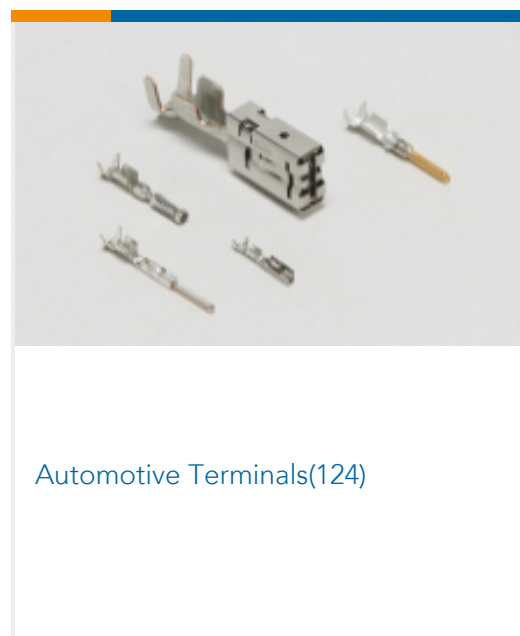
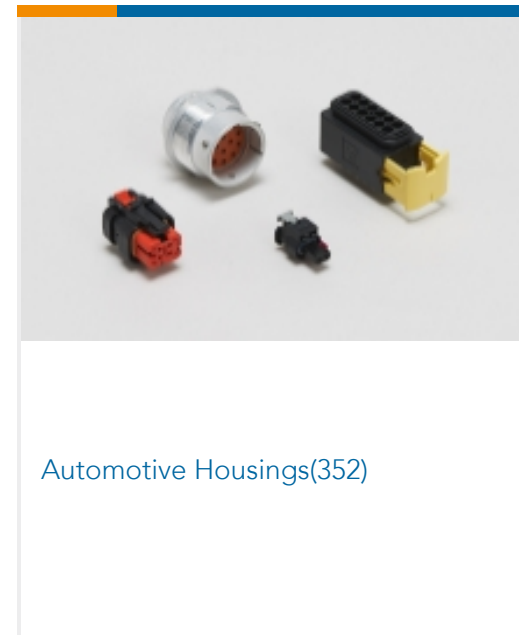

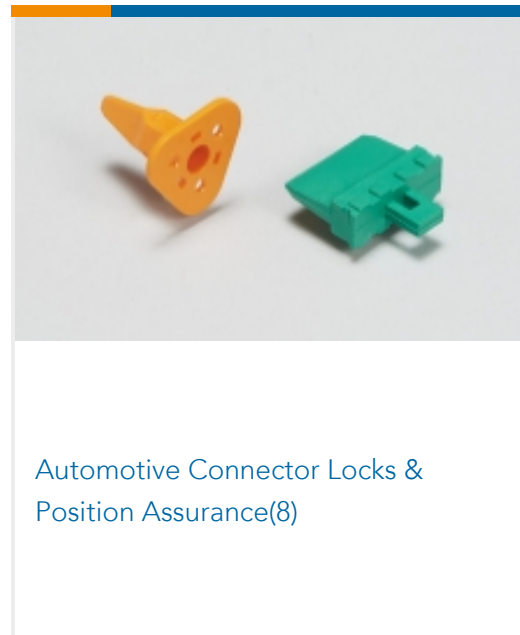

Product Compliance Disclaimer

This information is provided based on reasonable inquiry of our suppliers and represents our current actual knowledge based on the information they provided. This information is subject to change. The part numbers that TE has identified as EU RoHS compliant have a maximum concentration of 0.1% by weight in homogenous materials for lead, hexavalent chromium, mercury, PBB, PBDE, DBP, BBP, DEHP, DIBP, and 0.01% for cadmium, or qualify for an exemption to these limits as defined in the Annexes of Directive 2011/65/EU (RoHS2). Finished electrical and electronic equipment products will be CE marked as required by Directive 2011/65/EU. Components may not be CE marked. Additionally, the part numbers that TE has identified as EU ELV compliant have a maximum concentration of 0.1% by weight in homogenous materials for lead, hexavalent chromium, and mercury, and 0.01% for cadmium, or qualify for an exemption to these limits as defined in the Annexes of Directive 2000/53/EC (ELV). Regarding the REACH Regulation, the information TE provides on SVHC in articles for this part number is based on the latest European Chemicals Agency (ECHA) 'Guidance on requirements for substances in articles' posted at this URL: <https://echa.europa.eu/guidance-documents/guidance-on-reach>


Compatible Parts



Also in the Series | AMP MCP Connector System



Customers Also Bought





Documents

Product Drawings

[CARRIER,RECEPTACLE HSG, 25POS,ASSY](#)

English

CAD Files

[3D PDF](#)

3D

Customer View Model

[ENG_CVM_CVM_1-2141846-1_A_c-1-2141846-1-a.2d_dxf.zip](#)

English

Customer View Model

[ENG_CVM_CVM_1-2141846-1_A_c-1-2141846-1-a.3d_igs.zip](#)

English

Customer View Model

[ENG_CVM_CVM_1-2141846-1_A_c-1-2141846-1-a.3d_stp.zip](#)

English

By downloading the CAD file I accept and agree to the [Terms and Conditions](#) of use.

Product Specifications

[Application Specification](#)

German