



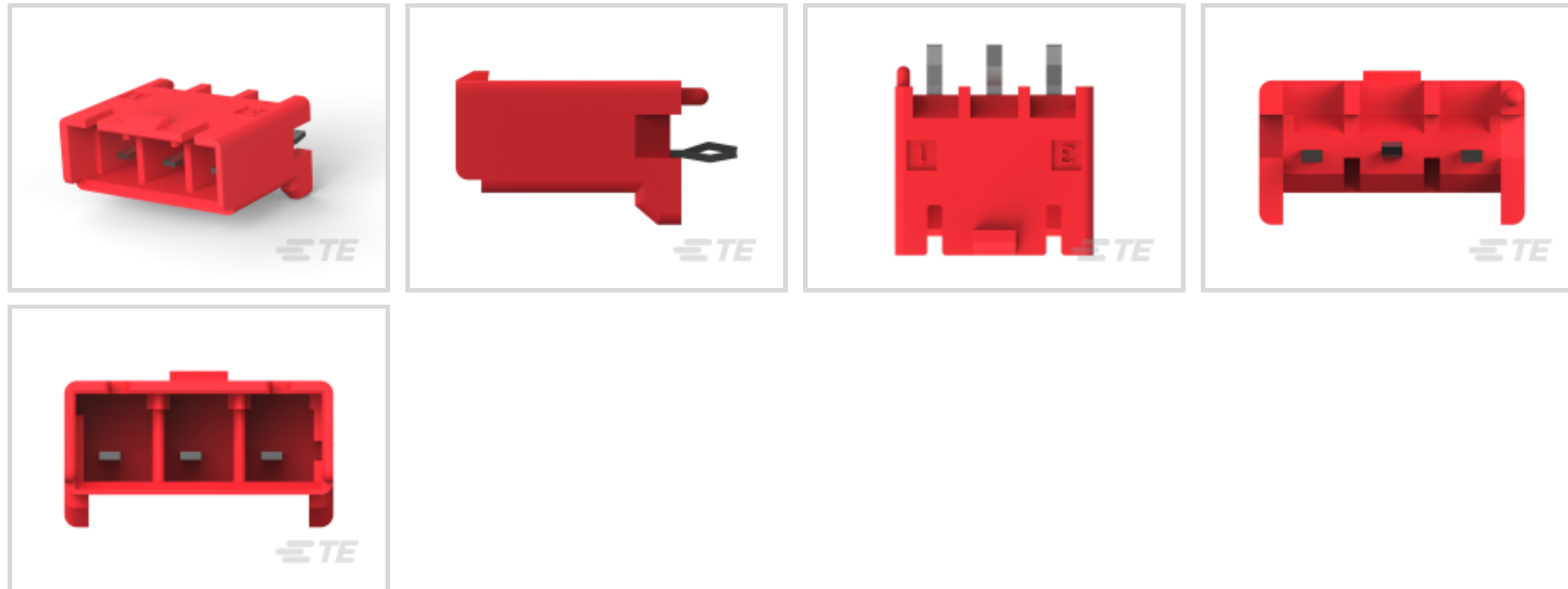
**Power Key 5.0**

TE Internal #: 1-1376383-2

Power Key 5.0, Rectangular Power Connectors, Header, Receptacle, Wire-to-Board, 3 Position, 5mm [.197in] Centerline, Printed Circuit Board, UL 94V-0

[View on TE.com >](#)

Connectors > Power Connectors > Rectangular Power > Rectangular Power Connectors > STD Temp Power Key Header



Rectangular Power Connector Type: **Header**

Connector & Housing Type: **Receptacle**

Connector System: **Wire-to-Board**

Number of Positions: **3**

Centerline (Pitch): **5 mm [.197 in]**

[All STD Temp Power Key Header \(18\)](#)

**Features**

**Product Type Features**

Header Type	Shrouded
Rectangular Power Connector Type	Header
Connector & Housing Type	Receptacle
Connector System	Wire-to-Board
Sealable	No
Connector & Contact Terminates To	Printed Circuit Board

**Configuration Features**

Number of Positions	3
Keying	B
PCB Mount Orientation	Vertical
Number of Power Positions	3
Number of Rows	1



### Electrical Characteristics

Operating Voltage	300 VAC
-------------------	---------

### Contact Features

Contact Layout	Inline
Contact Base Material	Copper Alloy
Contact Current Rating (Max)	10 A
Contact Retention Within Housing	Without
Contact Type	Pin, Tab
PCB Contact Termination Area Plating Material	Tin
Contact Mating Area Plating Material	Tin
Contact Mating Area Plating Material Thickness	39.36 $\mu\text{m}$ [1 $\mu\text{in}$ ]
Contact Termination Area Plating Thickness	1 $\mu\text{m}$ [39.37 $\mu\text{in}$ ]

### Termination Features

Termination Post & Tail Length	3.5 mm[.138 in]
Termination Method to Printed Circuit Board	Through Hole - Press-Fit

### Mechanical Attachment

Mating Alignment	Without
PCB Mount Alignment	Without
PCB Mount Retention	With
PCB Mount Retention Type	Mounting Post/Kinked Legs
Connector Mounting Type	Board Mount
Mating Retention	With
Mating Retention Type	Latch

### Housing Features

Centerline (Pitch)	5 mm[.197 in]
Housing Color	Red
Housing Material	Nylon 6/6 GF

### Dimensions

PCB Thickness (Recommended)	.06 mm[1.6 in]
Width	14.1 mm[.555 in]
Mating Post Length	6.3 mm[.248 in]
Height	14.1 mm[.55 in]



Length	16.6 mm[.653 in]
--------	------------------

### Usage Conditions

Operating Temperature Range	-40 – 105 °C[-40 – 221 °F]
-----------------------------	----------------------------

### Operation/Application

Circuit Application	Power
---------------------	-------

### Industry Standards

UL Flammability Rating	UL 94V-0
------------------------	----------

Glow Wire Rating	Standard Part - Not Glow Wire
------------------	-------------------------------

Agency/Standard Number	E28476
------------------------	--------

Agency/Standard	CSA, UL
-----------------	---------

UL Rating	Recognized
-----------	------------

CSA File Number	LR7189
-----------------	--------

### Packaging Features

Packaging Method	Bag
------------------	-----

Packaging Quantity	100
--------------------	-----

### Other

For Use With	Plug Housing
--------------	--------------

## Product Compliance

[For compliance documentation, visit the product page on TE.com>](#)

EU RoHS Directive 2011/65/EU	Compliant
------------------------------	-----------

EU ELV Directive 2000/53/EC	Compliant
-----------------------------	-----------

China RoHS 2 Directive MIIT Order No 32, 2016	No Restricted Materials Above Threshold
---	---

EU REACH Regulation (EC) No. 1907/2006	Current ECHA Candidate List: JAN 2021 (211) Candidate List Declared Against: JAN 2021 (211) Does not contain REACH SVHC
--	---

Halogen Content	Not Low Halogen - contains Br or Cl > 900 ppm.
-----------------	--

Solder Process Capability	Wave solder capable to 265°C
---------------------------	------------------------------


#### Product Compliance Disclaimer

This information is provided based on reasonable inquiry of our suppliers and represents our current actual knowledge based on the information they provided. This information is subject to change. The part numbers that TE has identified as EU RoHS compliant have a maximum concentration of 0.1% by weight in homogenous materials for lead, hexavalent




chromium, mercury, PBB, PBDE, DBP, BBP, DEHP, DIBP, and 0.01% for cadmium, or qualify for an exemption to these limits as defined in the Annexes of Directive 2011/65/EU (RoHS2). Finished electrical and electronic equipment products will be CE marked as required by Directive 2011/65/EU. Components may not be CE marked. Additionally, the part numbers that TE has identified as EU ELV compliant have a maximum concentration of 0.1% by weight in homogenous materials for lead, hexavalent chromium, and mercury, and 0.01% for cadmium, or qualify for an exemption to these limits as defined in the Annexes of Directive 2000/53/EC (ELV). Regarding the REACH Regulation, the information TE provides on SVHC in articles for this part number is based on the latest European Chemicals Agency (ECHA) 'Guidance on requirements for substances in articles' posted at this URL: <https://echa.europa.eu/guidance-documents/guidance-on-reach>

## Compatible Parts



TE Part # CAT-P8704-P729  
STD Temp Power Key Plug



TE Part # CAT-P8704-T669  
Power Key TPA



TE Part # 1-1376384-5  
5mm B-T-W Conn. 4P HDR ASSEMBLY (GWT)



TE Part # CAT-P8704-H342A  
Glow Wire Power Key Header



TE Part # CAT-P8704-H342  
STD Temp Power Key Header




TE Part # 5-1376386-1  
5.0 POWER KEY CONNECTOR 4P (2R)



TE Part # 8-1376383-4  
5mm POWER KEY 3P HDR ASSY YELL


## Also in the Series | Power Key 5.0



Insertion & Extraction Tools(1)



PCB Latches, Locks & Retainers(4)

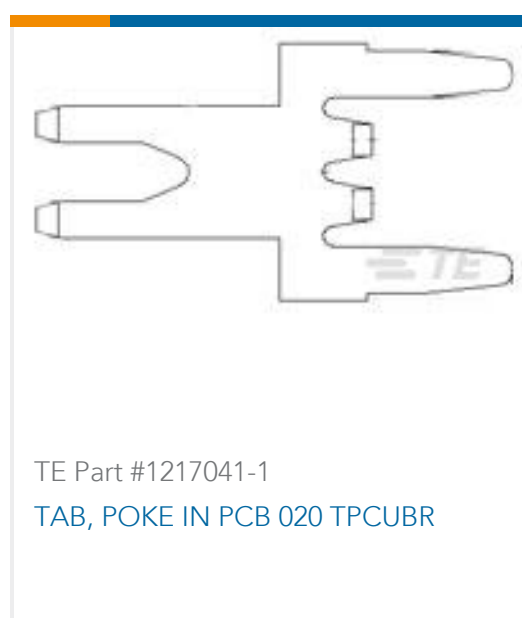


Power Contacts(3)



Rectangular Power Connectors(103)

## Customers Also Bought



## Documents

### CAD Files

#### 3D PDF

3D

#### Customer View Model

[ENG\\_CVM\\_CVM\\_1-1376383-2\\_F.2d\\_dxf.zip](#)

English

#### Customer View Model

[ENG\\_CVM\\_CVM\\_1-1376383-2\\_F.3d\\_igs.zip](#)

English

#### Customer View Model

[ENG\\_CVM\\_CVM\\_1-1376383-2\\_F.3d\\_stp.zip](#)

English

By downloading the CAD file I accept and agree to the [Terms and Conditions](#) of use.

### Datasheets & Catalog Pages

[SOFT\\_SHELL\\_PIN\\_SOCKET\\_CONNECTORS\\_STANDARD\\_DENSITY](#)

English

[1-1773881-9 Power Key Connector Quick Reference Guide](#)

English



---

### Product Specifications

#### 5.0 POWER KEY CONNECTOR

Japanese

#### Application Specification

Japanese

---

### Product Environmental Compliance

#### MD\_1-1376383-2\_0118201628\_dmtec

English

#### MD\_1-1376383-2\_0118201628\_dmtec

English

---

### Agency Approvals

#### VDE Certificate

English