1-5406299-1 ✔ ACTIVE

CGS SP

TE Internal #: 1-5406299-1

CGS SP, RJ45 Connectors, RJ45, Single Port, Port Matrix

Configuration 1 x 1, RJ Type Jacks & Plugs, Standard Connector

Contact Density, Jack, Shielded

View on TE.com >

Connectors > Modular Jacks & Plugs > RJ45 Connectors







Modular Jack & Plug Interface Type: **RJ45**

Port Configuration: **Single Port**

Port Matrix Configuration: **1 x 1**

Modular Jacks & Plugs Products: **RJ Type Jacks & Plugs**

Connector Contact Density: **Standard**

Features

Product Type Features

Connectors & Connector Components Type	Connector
Connector Product Type	Connector Assembly
Modular Jack & Plug Interface Type	RJ45
Modular Jacks & Plugs Products	RJ Type Jacks & Plugs
Modular Connector Style	Jack
Grounding Options	PCB and Panel Ground
Connector & Contact Terminates To	Printed Circuit Board

Configuration Features

Panel Ground Location	Top and Side, Top
Number of PCB Ground Tabs	2
Number of Panel Ground Tabs	6
Wiring Pattern	Cat 5e
Port Configuration	Single Port
Port Matrix Configuration	1 x 1

Connector Contact Density	Standard
Status Indicator Type	None
Number of Positions	8
Number of Loaded Positions	8
PCB Mount Orientation	Right Angle

Body Features

PCB Ground Tab Location	-3.05 mm[-.12 in]
Shield Plating Material	Tin over Nickel
Shield Material	Copper Alloy
Modular Jack Latch Orientation	Standard - Latch Down
Connector Profile	Standard

Contact Features

Contact Underplating Material	Nickel
PCB Contact Termination Area Plating Material	Tin
Contact Current Rating (Max)	.2 A, 1.5 A
Contact Mating Area Plating Material	Gold
Contact Base Material	Phosphor Bronze
Contact Mating Area Plating Material Thickness	1.27 µm[50 µin]

Termination Features

Termination Method to Printed Circuit Board	Through Hole - Solder
Termination Post & Tail Length	3.05 mm[.12 in]

Mechanical Attachment

Panel Mount Feature	With
Connector Mounting Type	Board Mount, Panel Mount

Housing Features

Mating Entry Location	Side
Centerline (Pitch)	1.02 mm[.04 in]
Housing Color	Black
Housing Material	High Temperature Nylon

Dimensions

PCB Thickness (Recommended)	1.57 mm[.062 in]
Connector Height	13.72 mm[.54 in]

Usage Conditions

Operating Temperature Range	-40 – 85 °C[-40 – 185 °F][-40 – 185 °F]

Operation/Application

Shielded	Yes
Circuit Application	Signal

Industry Standards

UL Flammability Rating	UL 94V-0
Performance Category	Cat 5e

Packaging Features

Packaging Method	Box & Tray, Tray

Product Compliance

For compliance documentation, visit the product page on TE.com>

EU RoHS Directive 2011/65/EU	Compliant
EU ELV Directive 2000/53/EC	Compliant
China RoHS 2 Directive MIIT Order No 32, 2016	No Restricted Materials Above Threshold
EU REACH Regulation (EC) No. 1907/2006	Current ECHA Candidate List: JAN 2021 (211) Candidate List Declared Against: JAN 2021 (211) Does not contain REACH SVHC
Halogen Content	Not Low Halogen - contains Br or Cl > 900 ppm.
Solder Process Capability	Wave solder capable to 265°C

Product Compliance Disclaimer

This information is provided based on reasonable inquiry of our suppliers and represents our current actual knowledge based on the information they provided. This information is subject to change. The part numbers that TE has identified as EU RoHS compliant have a maximum concentration of 0.1% by weight in homogenous materials for lead, hexavalent chromium, mercury, PBB, PBDE, DBP, BBP, DEHP, DIBP, and 0.01% for cadmium, or qualify for an exemption to these limits as defined in the Annexes of Directive 2011/65/EU (RoHS2). Finished electrical and electronic equipment products will be CE marked as required by Directive 2011/65/EU. Components may not be CE marked. Additionally, the part numbers that TE has identified as EU ELV compliant have a maximum concentration of 0.1% by weight in homogenous materials for lead, hexavalent chromium, and mercury, and 0.01% for cadmium, or qualify for an exemption to these limits as defined in the Annexes of Directive 2000/53/EC (ELV). Regarding the REACH Regulation, the information TE provides on SVHC in articles for this part number is based on the latest European Chemicals Agency (ECHA) 'Guidance on requirements for substances in articles' posted at this URL: https://echa.europa.eu/guidance-documents/guidance-on-reach

Compatible Parts

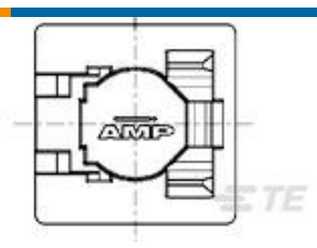

TE Part # 188729-1
8P.COVER/SOLD.STOP

TE Part # 1521003-2
CAT 5E CABLE ASSY, 8 POS RJ45

Also in the Series | CGS SP



Primary Wire(7)



RJ45 Connectors(9)



SC Connectors(1)



Standard Circular Connectors(54)



Standard Labels(10)



Surface Mount Resistors(35)



Twisted Pair Cable(1)

Customers Also Bought



TE Part #1-338313-2
D-Sub Receptacle Assembly: Vertical, Shell Size 1, 2.74mm



TE Part #1-338311-2
D-Sub Plug Assembly: Vertical, Shell Size 3, 2.74mm



TE Part #1-338309-2
D-Sub Plug Assembly: Standard, Vertical, Shell Size 1, 2.74mm



TE Part #1-1469387-1
ATCA GUIDE MODULE VERT SHORT



TE Part #1-1469373-1
ATCA GUIDE MODULE RA FEMALE

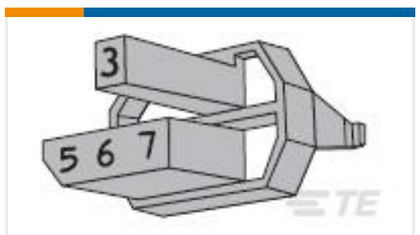

TE Part #100526-9
Z-PACK F.CODING KEY



TE Part #103328-7
14 MODII HDR DRST B/A .100CL



TE Part #1-770970-1
08P MINI UMNL R/A HDR ASSY LF



TE Part #103673-1
02 MTE HDR SRRA LATCH W/HLDWN

TE Part #EL88852001
VERSAFIT-1/8-0-STK

Documents

CAD Files

3D PDF

English

Customer View Model

ENG_CVM_1-5406299-1_B.2d_dxf.zip

English

Customer View Model

ENG_CVM_1-5406299-1_B.3d_igs.zip

English

Customer View Model

ENG_CVM_1-5406299-1_B.3d_stp.zip

English

By downloading the CAD file I accept and agree to the Terms and Conditions of use.

Datasheets & Catalog Pages

82066 - Modular Jacks and MRJ21 Product catalog - Single Port Modular Jacks section

English

Product Specifications

Application Specification

English

Application Specification

English

Product Environmental Compliance

MD_1-5406299-1_06182018244_dmtec

English

MD_1-5406299-1_06182018244_dmtec

English

Agency Approvals

UL Report

English