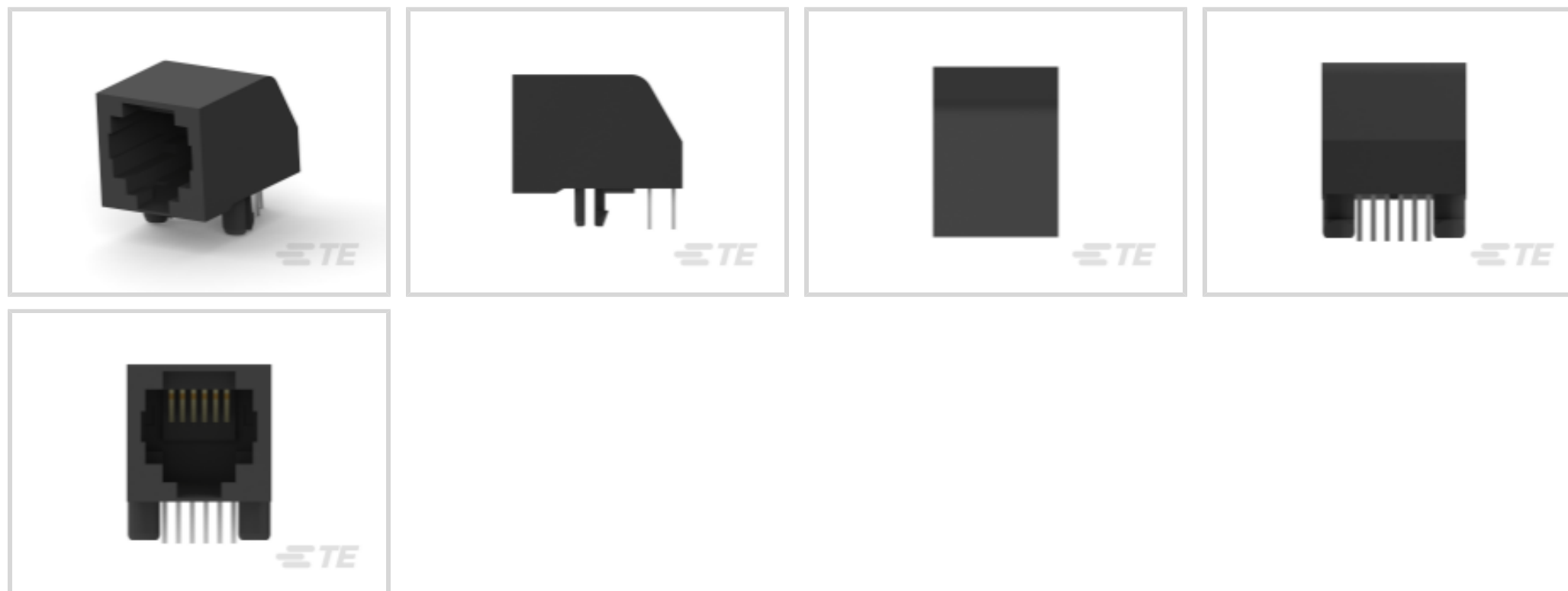




Connectors &gt; Modular Jacks &amp; Plugs &gt; RJ14 Connectors

Port Configuration: **Single Port**Port Matrix Configuration: **1 x 1**Connector Profile: **Low**Modular Jacks & Plugs Products: **RJ Type Jacks & Plugs**Connector Contact Density: **Standard**

## Features

### Product Type Features

Connectors & Connector Components Type	Connector
Modular Jack & Plug Interface Type	RJ14
Grounding Options	None
Modular Jacks & Plugs Products	RJ Type Jacks & Plugs
Modular Connector Style	Jack
Connector System	Cable-to-Board
Connector & Contact Terminates To	Printed Circuit Board

### Configuration Features

Status Indicator Type	None
Port Configuration	Single Port
Port Matrix Configuration	1 x 1
Connector Contact Density	Standard
PCB Mount Orientation	Right Angle
Number of Positions	6
Number of Loaded Positions	4



### Body Features

Connector Profile	Low
Modular Jack Latch Orientation	Standard - Latch Down

### Contact Features

Contact Mating Area Plating Material Thickness	1.27 $\mu$ m
Contact Underplating Material	Nickel
Contact Base Material	Phosphor Bronze
Contact Mating Area Plating Material	Gold
PCB Contact Termination Area Plating Material	Tin
Contact Current Rating (Max)	.2 A, 1.5 A

### Termination Features

Termination Method to Printed Circuit Board	Through Hole - Solder
Termination Post & Tail Length	3.8 mm[.15 in]

### Mechanical Attachment

Panel Mount Feature	With
Connector Mounting Type	Board Mount

### Housing Features

Mating Entry Location	Side
Housing Color	Black
Housing Material	PBT Polyester
Centerline (Pitch)	1.02 mm[.04 in]

### Dimensions

PCB Thickness (Recommended)	1.57 mm[.062 in]
Connector Height	12.7 mm[.5 in]

### Usage Conditions

Operating Temperature Range	-40 – 85 °C[-40 – 185 °F][-40 – 185 °F]
-----------------------------	---

### Operation/Application

Shielded	No
Circuit Application	Signal

### Industry Standards

Performance Category	Cat 3
----------------------	-------

UL Flammability Rating

UL 94V-0

### Packaging Features

Packaging Method

Box &amp; Tray, Package

Packaging Quantity

704

### Product Compliance

[For compliance documentation, visit the product page on TE.com>](#)

EU RoHS Directive 2011/65/EU

Compliant

EU ELV Directive 2000/53/EC

Compliant

China RoHS 2 Directive MIIT Order No 32, 2016

No Restricted Materials Above Threshold

EU REACH Regulation (EC) No. 1907/2006

Current ECHA Candidate List: JAN 2021 (211)  
 Candidate List Declared Against: JAN 2021 (211)  
 Does not contain REACH SVHC

Halogen Content

Not Low Halogen - contains Br or Cl &gt; 900 ppm.


Solder Process Capability

Wave solder capable to 265°C

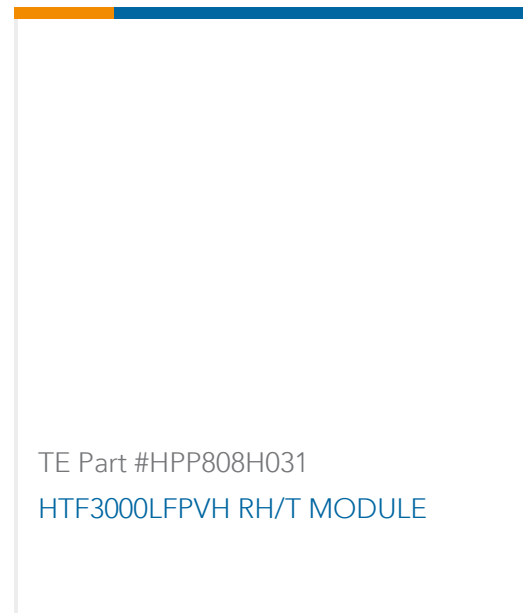
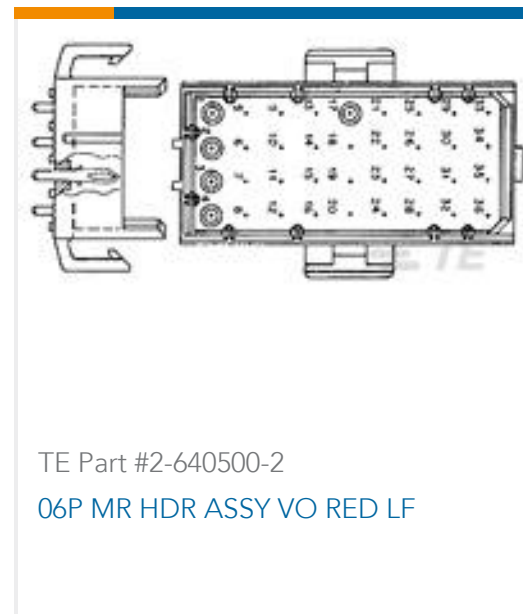
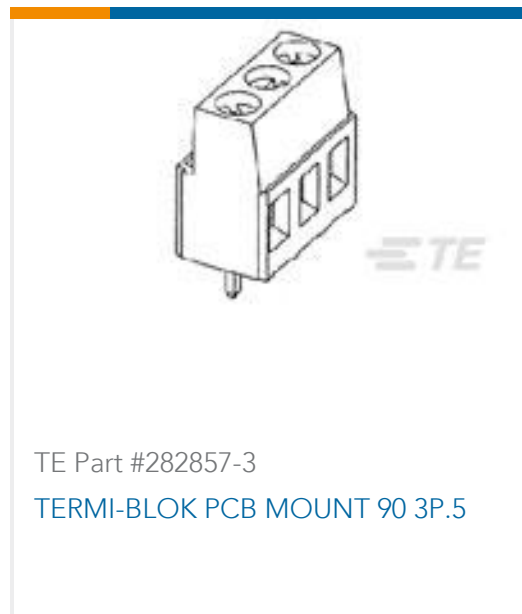
#### Product Compliance Disclaimer

This information is provided based on reasonable inquiry of our suppliers and represents our current actual knowledge based on the information they provided. This information is subject to change. The part numbers that TE has identified as EU RoHS compliant have a maximum concentration of 0.1% by weight in homogenous materials for lead, hexavalent chromium, mercury, PBB, PBDE, DBP, BBP, DEHP, DIBP, and 0.01% for cadmium, or qualify for an exemption to these limits as defined in the Annexes of Directive 2011/65/EU (RoHS2). Finished electrical and electronic equipment products will be CE marked as required by Directive 2011/65/EU. Components may not be CE marked. Additionally, the part numbers that TE has identified as EU ELV compliant have a maximum concentration of 0.1% by weight in homogenous materials for lead, hexavalent chromium, and mercury, and 0.01% for cadmium, or qualify for an exemption to these limits as defined in the Annexes of Directive 2000/53/EC (ELV). Regarding the REACH Regulation, the information TE provides on SVHC in articles for this part number is based on the latest European Chemicals Agency (ECHA) 'Guidance on requirements for substances in articles' posted at this URL: <https://echa.europa.eu/guidance-documents/guidance-on-reach>

### Compatible Parts



### Customers Also Bought



## Documents

### Product Drawings

M/J, LPF, R/A, 6P/4C, TIN, BULK PKG

English

### CAD Files

3D PDF

3D

Customer View Model

[ENG\\_CVM\\_CVM\\_5555165-2\\_E.2d\\_dxf.zip](#)

English

Customer View Model

[ENG\\_CVM\\_CVM\\_5555165-2\\_E.3d\\_igs.zip](#)

English

Customer View Model

[ENG\\_CVM\\_CVM\\_5555165-2\\_E.3d\\_stp.zip](#)

English

By downloading the CAD file I accept and agree to the [Terms and Conditions](#) of use.

### Datasheets & Catalog Pages



[1-1773464-9\\_MODULAR\\_JACKS\\_SINGLE\\_PORT\\_PCB\\_MOUNT](#)

English

---

[Product Specifications](#)

[Application Specification](#)

English

---

[Product Environmental Compliance](#)

[TE Material Declaration](#)

English