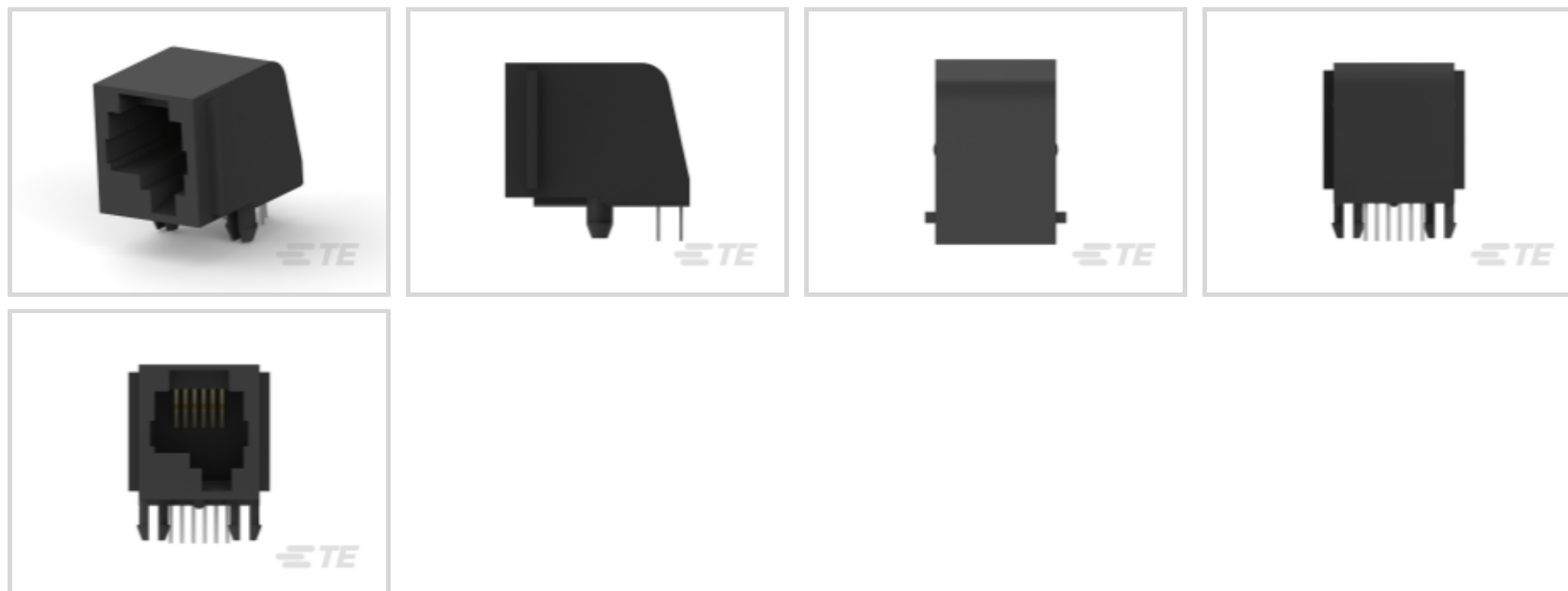




TE Internal #: 5555003-1
 RJ25 Connectors, Single Port, Port Matrix Configuration 1 x 1,
 Standard Profile, RJ Type Jacks & Plugs, Standard Connector
 Contact Density, Jack

[View on TE.com >](#)

Connectors > Modular Jacks & Plugs > RJ25 Connectors > RJ25 Connectors



Port Configuration: **Single Port**
 Port Matrix Configuration: **1 x 1**
 Connector Profile: **Standard**
 Modular Jacks & Plugs Products: **RJ Type Jacks & Plugs**
 Connector Contact Density: **Standard**

[All RJ25 Connectors \(34\)](#)

Features

Product Type Features

Connectors & Connector Components Type	Connector
Modular Jack & Plug Interface Type	RJ25
Connector Product Type	Connector Assembly
Modular Jacks & Plugs Products	RJ Type Jacks & Plugs
Modular Connector Style	Jack
Connector System	Cable-to-Board
Grounding Options	None

Configuration Features

Status Indicator Type	None
Port Configuration	Single Port
Port Matrix Configuration	1 x 1
Connector Contact Density	Standard
PCB Mount Orientation	Right Angle



Number of Positions	6
---------------------	---

Number of Loaded Positions	6
----------------------------	---

Body Features

Connector Profile	Standard
-------------------	----------

Modular Jack Latch Orientation	Standard - Latch Down
--------------------------------	-----------------------

Contact Features

	50 µin
--	--------

Contact Underplating Material	Nickel
-------------------------------	--------

Contact Base Material	Phosphor Bronze
-----------------------	-----------------

Contact Mating Area Plating Material	Gold
--------------------------------------	------

Contact Current Rating (Max)	.2 A, 1.5 A
------------------------------	-------------

PCB Contact Termination Area Plating Material	Tin
---	-----

Termination Features

Termination Method to Printed Circuit Board	Through Hole - Solder
---	-----------------------

Termination Post & Tail Length	3.8 mm[.15 in]
--------------------------------	----------------

Mechanical Attachment

Mating Alignment Type	Keyed
-----------------------	-------

Panel Mount Feature Type	Panel Stops
--------------------------	-------------

Mating Alignment	With
------------------	------

Connector Mounting Type	Board Mount, Panel Mount
-------------------------	--------------------------

Panel Mount Feature	With
---------------------	------

Housing Features

Mating Entry Location	Side
-----------------------	------

Housing Color	Gray
---------------	------

Housing Material	PBT
------------------	-----

Centerline (Pitch)	1.02 mm[.04 in]
--------------------	-----------------

Dimensions

Connector Height	16.13 mm[.635 in]
------------------	-------------------

PCB Thickness (Recommended)	1.57 mm[.062 in]
-----------------------------	------------------

Usage Conditions

Operating Temperature Range	-40 – 85 °C[-40 – 185 °F][-40 – 185 °F]
-----------------------------	---

Operation/Application



Shielded	No
----------	----

Circuit Application	Signal
---------------------	--------

Industry Standards

Performance Category	Cat 3
----------------------	-------

UL Flammability Rating	UL 94V-0
------------------------	----------

Packaging Features

Packaging Method	Box & Tray, Package
------------------	---------------------

Packaging Quantity	152
--------------------	-----

Product Compliance

[For compliance documentation, visit the product page on TE.com>](#)

EU RoHS Directive 2011/65/EU	Compliant
------------------------------	-----------

EU ELV Directive 2000/53/EC	Compliant
-----------------------------	-----------

China RoHS 2 Directive MIIT Order No 32, 2016	No Restricted Materials Above Threshold
---	---

EU REACH Regulation (EC) No. 1907/2006	Current ECHA Candidate List: JAN 2021 (211) Candidate List Declared Against: JAN 2021 (211) Does not contain REACH SVHC
--	---

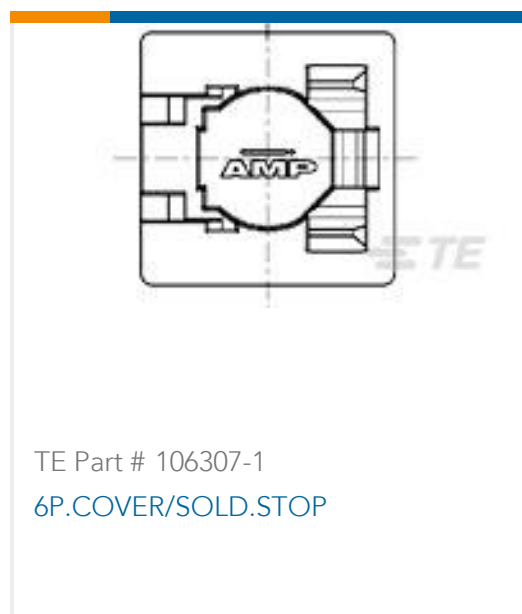
Halogen Content	Not Low Halogen - contains Br or Cl > 900 ppm.
-----------------	--

Solder Process Capability	Wave solder capable to 265°C
---------------------------	------------------------------

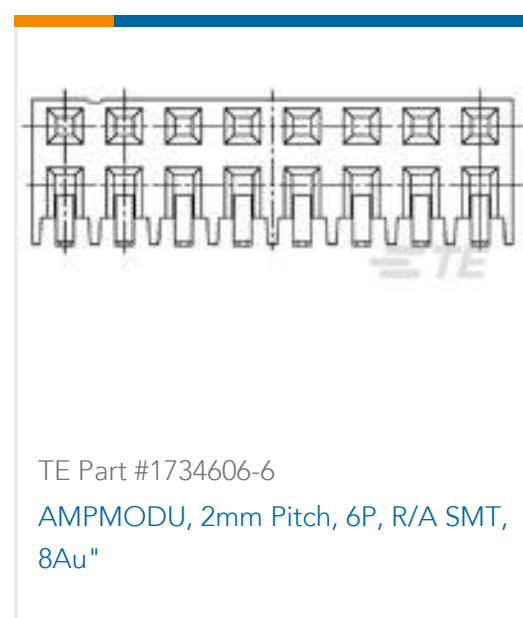

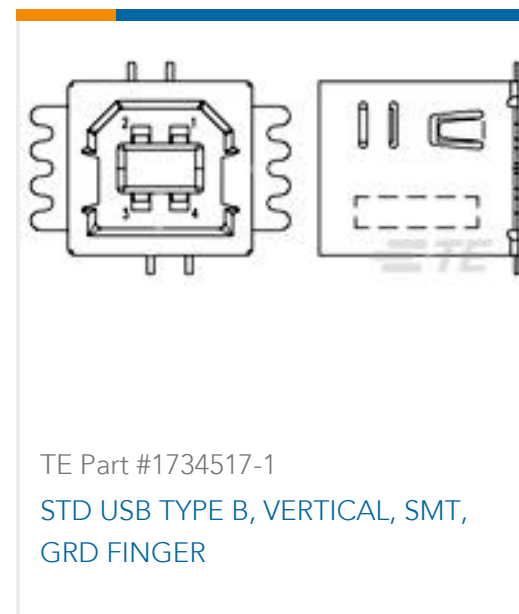
Product Compliance Disclaimer

This information is provided based on reasonable inquiry of our suppliers and represents our current actual knowledge based on the information they provided. This information is subject to change. The part numbers that TE has identified as EU RoHS compliant have a maximum concentration of 0.1% by weight in homogenous materials for lead, hexavalent chromium, mercury, PBB, PBDE, DBP, BBP, DEHP, DIBP, and 0.01% for cadmium, or qualify for an exemption to these limits as defined in the Annexes of Directive 2011/65/EU (RoHS2). Finished electrical and electronic equipment products will be CE marked as required by Directive 2011/65/EU. Components may not be CE marked. Additionally, the part numbers that TE has identified as EU ELV compliant have a maximum concentration of 0.1% by weight in homogenous materials for lead, hexavalent chromium, and mercury, and 0.01% for cadmium, or qualify for an exemption to these limits as defined in the Annexes of Directive 2000/53/EC (ELV). Regarding the REACH Regulation, the information TE provides on SVHC in articles for this part number is based on the latest European Chemicals Agency (ECHA) 'Guidance on requirements for substances in articles' posted at this URL: <https://echa.europa.eu/guidance-documents/guidance-on-reach>

Compatible Parts



Customers Also Bought



Documents

Product Drawings

MJ,R/A,6P,PNL,RH LTCH,GRY

English

CAD Files

3D PDF

English

Customer View Model

ENG_CVM_5555003-1_A.2d_dxf.zip



English

Customer View Model

[ENG_CVM_5555003-1_A.3d_igs.zip](#)

English

Customer View Model

[ENG_CVM_5555003-1_A.3d_stp.zip](#)

English

By downloading the CAD file I accept and agree to the [Terms and Conditions](#) of use.

Datasheets & Catalog Pages

[82066 - Modular Jacks and MRJ21 Product catalog - Single Port Modular Jacks section](#)

English

[1-1773464-9_MODULAR_JACKS_SINGLE_PORT_PCB_MOUNT](#)

English

Product Specifications

[Application Specification](#)

English

Product Environmental Compliance

[MD_5555003-1_040420181335_dmtec](#)

English

[MD_5555003-1_040420181335_dmtec](#)

English