2120321-1 ✔ ACTIVE

MotorMan

TE Internal #: 2120321-1

MotorMan, Rectangular Contact Inserts, Socket, Socket, Contact Insert Pole Configuration 5, Wire-to-Board, 5 Position, 2.54mm [.1in] Centerline

View on TE.com >

Connectors > Rectangular Connectors > Rectangular Contact Inserts







Rectangular Connector Insert Type: **Socket**

Contact Type: **Socket**

Contact Insert Pole Configuration: **5**

Connector System: **Wire-to-Board**

Number of Positions: **5**

Features

Product Type Features

Rectangular Connector Insert Type	Socket
Connector System	Wire-to-Board
Sealable	Yes
Connector & Contact Terminates To	Wire & Cable

Configuration Features

Number of Positions	5

Contact Features

Contact Type	Socket
Contact Insert Pole Configuration	5
Contact Current Rating (Max)	2 A

Mechanical Attachment

Connector Mounting Type	Motor

Housing Features

Centerline (Pitch)	2.54 mm[.1 in]

Usage Conditions

Operating Temperature Range	-40 – 85 °C[-40 – 185 °F][-40 – 185 °F]

Operation/Application

Circuit Application	Signal

Product Compliance

For compliance documentation, visit the product page on TE.com>

EU RoHS Directive 2011/65/EU	Compliant
EU ELV Directive 2000/53/EC	Compliant
China RoHS 2 Directive MIIT Order No 32, 2016	No Restricted Materials Above Threshold
EU REACH Regulation (EC) No. 1907/2006	Current ECHA Candidate List: JAN 2021 (211) Candidate List Declared Against: JAN 2021 (211) Does not contain REACH SVHC
Halogen Content	Not Low Halogen - contains Br or Cl > 900 ppm.
Solder Process Capability	Not applicable for solder process capability

Product Compliance Disclaimer

This information is provided based on reasonable inquiry of our suppliers and represents our current actual knowledge based on the information they provided. This information is subject to change. The part numbers that TE has identified as EU RoHS compliant have a maximum concentration of 0.1% by weight in homogenous materials for lead, hexavalent chromium, mercury, PBB, PBDE, DBP, BBP, DEHP, DIBP, and 0.01% for cadmium, or qualify for an exemption to these limits as defined in the Annexes of Directive 2011/65/EU (RoHS2). Finished electrical and electronic equipment products will be CE marked as required by Directive 2011/65/EU. Components may not be CE marked. Additionally, the part numbers that TE has identified as EU ELV compliant have a maximum concentration of 0.1% by weight in homogenous materials for lead, hexavalent chromium, and mercury, and 0.01% for cadmium, or qualify for an exemption to these limits as defined in the Annexes of Directive 2000/53/EC (ELV). Regarding the REACH Regulation, the information TE provides on SVHC in articles for this part number is based on the latest European Chemicals Agency (ECHA) 'Guidance on requirements for substances in articles' posted at this URL: https://echa.europa.eu/guidance-documents/guidance-on-reach

Compatible Parts



TE Part # 2120320-1
FEMALE INSERT WITH PE-CONTACT



TE Part # 2120319-1
RECEPTACLE HOUSING

Also in the Series | MotorMan



Circular Connector Caps & Covers(1)



Circular Connector Contact Inserts(2)



Circular Connector Seals(1)



Rectangular Backshells & Clamps(3)



Rectangular Caps & Covers(1)



Rectangular Connector Hardware(2)



Rectangular Connector Hoods & Bases (4)



Rectangular Connector Locking(2)



Rectangular Connector Seals(1)



Rectangular Contact Inserts(5)



Rectangular Power Connectors(2)

Customers Also Bought



TE Part #2120337-1
SINGLE WIRE SEAL



TE Part #1103427-2
HC26.Bu.4.C.5,2



TE Part #2120325-1
TAB CONNECTOR



TE Part #2120330-1
METAL HOOD / KIT



TE Part #2120336-1
PROTECTION COVER



TE Part #1245276-2
HG-Q-Buegel-100



TE Part #1719840-3
MCON, RECEPTACLE AND TAB



TE Part #9-1768046-5
STD SNAP-ON MARKERS



TE Part #2120340-1
PLASTIC HOOD / KIT

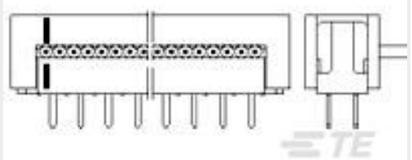

TE Part #1-216792-0
AMP LATCH ASSY 10 PO

Documents

Product Drawings

SIGNAL HOUSING 5 POS

English

CAD Files

3D PDF

3D

Customer View Model

ENG_CVM_CVM_2120321-1_B.2d_dxf.zip

English

Customer View Model

ENG_CVM_CVM_2120321-1_B.3d_igs.zip

English

Customer View Model

ENG_CVM_CVM_2120321-1_B.3d_stp.zip

English

By downloading the CAD file I accept and agree to the Terms and Conditions of use.

Product Environmental Compliance

TE Material Declaration

English