



Connectors > Audio & Video Connectors > USB Connectors



USB Connector Type: **B**

USB Version: **2.0**

Connector Profile: **Standard**

Connector & Housing Type: **Receptacle**

Number of Ports: **1**

Features

Product Type Features

Integral Locking Latch	Without
USB Connector Type	B
USB Version	2.0
Connector & Housing Type	Receptacle
Connector System	Cable-to-Board
Connector & Contact Terminates To	Printed Circuit Board
Product Type	Connector
LED	Without

Configuration Features

Number of Ports	1
Number of Positions	4

Body Features

Offset	0 mm
Shell Plating Finish	Bright
Connector Profile	Standard



Shell Plating Material	Tin
------------------------	-----

Contact Features

Contact Current Rating (Max)	1 A
Contact Mating Area Plating Material	Gold or Gold Flash over Palladium Nickel
Contact Mating Area Plating Thickness	.76 µm[29.92 µin]

Termination Features

Termination Method to Printed Circuit Board	Through Hole - Solder
---------------------------------------------	-----------------------

Mechanical Attachment

Locking Feature	With
Locating Posts	Without
PCB Mount Location	Top
PCB Connector Seating	Flush
PCB Mount Retention Type	Kinked Legs
Connector Mounting Type	Board Mount

Housing Features

Body Orientation	Vertical
Centerline (Pitch)	2.5 mm[.098 in]
Housing Material	Thermoplastic
Housing Color	Natural

Dimensions

Tail Length	3.01 mm[.118 in]
PCB Thickness (Recommended)	1.57 mm[.062 in]

Usage Conditions

Soldering Temperature (Max)	260 °C[500 °F]
Mating Cycles (Max)	1500
Operating Temperature Range	-55 – 85 °C[-67 – 185 °F]

Operation/Application

Halogen Free	No
Circuit Application	Signal

Industry Standards

Moisture Sensitivity Level	1
Industry Standard	USB 2.0



UL Flammability Rating	UL 94V-0
------------------------	----------

Packaging Features

Packaging Method	Box & Tray, Tray
Packaging Quantity	1008

Product Compliance


For compliance documentation, visit the product page on TE.com>

EU RoHS Directive 2011/65/EU	Compliant
EU ELV Directive 2000/53/EC	Not Yet Reviewed
China RoHS 2 Directive MIIT Order No 32, 2016	No Restricted Materials Above Threshold
EU REACH Regulation (EC) No. 1907/2006	Current ECHA Candidate List: JAN 2021 (211) Candidate List Declared Against: JAN 2021 (211) Does not contain REACH SVHC
Halogen Content	Low Bromine/Chlorine - Br and Cl < 900 ppm per homogenous material. Also BFR /CFR/PVC Free
Solder Process Capability	Wave solder capable to 265°C

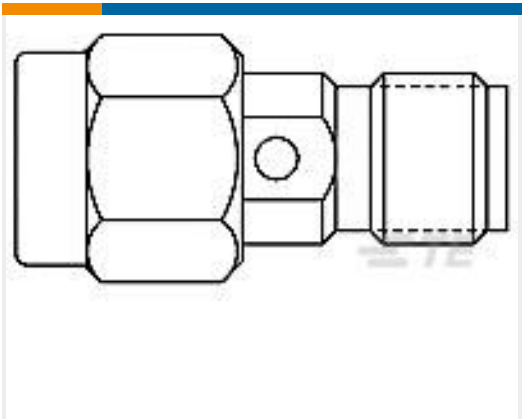
Product Compliance Disclaimer

This information is provided based on reasonable inquiry of our suppliers and represents our current actual knowledge based on the information they provided. This information is subject to change. The part numbers that TE has identified as EU RoHS compliant have a maximum concentration of 0.1% by weight in homogenous materials for lead, hexavalent chromium, mercury, PBB, PBDE, DBP, BBP, DEHP, DIBP, and 0.01% for cadmium, or qualify for an exemption to these limits as defined in the Annexes of Directive 2011/65/EU (RoHS2). Finished electrical and electronic equipment products will be CE marked as required by Directive 2011/65/EU. Components may not be CE marked. Additionally, the part numbers that TE has identified as EU ELV compliant have a maximum concentration of 0.1% by weight in homogenous materials for lead, hexavalent chromium, and mercury, and 0.01% for cadmium, or qualify for an exemption to these limits as defined in the Annexes of Directive 2000/53/EC (ELV). Regarding the REACH Regulation, the information TE provides on SVHC in articles for this part number is based on the latest European Chemicals Agency (ECHA) 'Guidance on requirements for substances in articles' posted at this URL: <https://echa.europa.eu/guidance-documents/guidance-on-reach>


Customers Also Bought



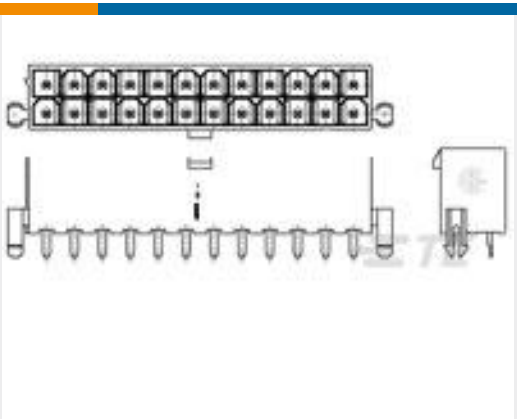
TE Part #1-1623788-6
Wirewound Resistor: Vertical Mount



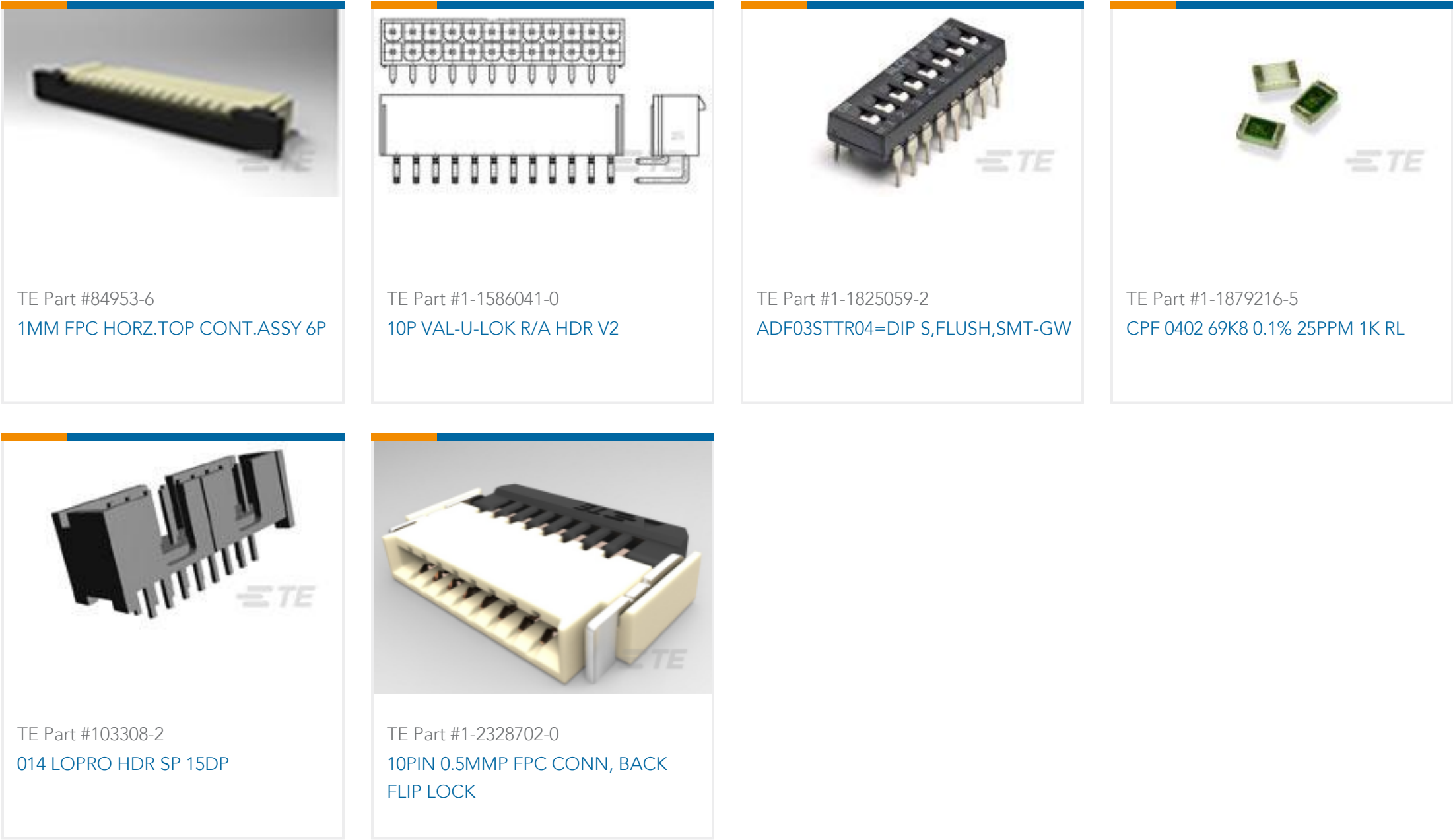
TE Part #1054426-1
2082 5133 02



TE Part #1-406507-4
IMJ,1X1,P GRD,INSLT,LED(Y/G)SN



TE Part #1-1586039-0
10P VAL-U-LOK VRT HDR W/P V2



Documents

Product Drawings

STD USB TYPE B, VERTICAL, T/H, NATURAL

English

CAD Files

3D PDF

3D

Customer View Model

ENG_CVM_CVM_5787834-2_C.2d_dxf.zip

English

Customer View Model

ENG_CVM_CVM_5787834-2_C.3d_igs.zip

English

Customer View Model

ENG_CVM_CVM_5787834-2_C.3d_stp.zip

English

By downloading the CAD file I accept and agree to the [Terms and Conditions](#) of use.

Product Specifications

Application Specification

English

Product Environmental Compliance

MD_5787834-2_0708201508_dmtec

English

MD_5787834-2_0708201508_dmtec

English

5787834-2

USB Connectors, B, 2.0, Standard Profile, Receptacle, 1 Port, Top, Vertical, Tray / Box
& Tray, Flush, Through Hole - Solder

