650462-5 ✔ ACTIVE

EUROCARD | Eurocard Type R

TE Internal #: 650462-5

Eurocard Type R, Eurocard Connectors, Receptacle, Board-to-Board, Termination Post & Tail Length 4.24 mm [.167 in], 96 Position

View on TE.com >

Connectors > PCB Connectors > Backplane Connectors > Eurocard Connectors



Connector & Housing Type: **Receptacle**

Connector System: **Board-to-Board**

Termination Post & Tail Length: **4.24 mm [.167 in]**

Number of Positions: **96**

Centerline (Pitch): **2.54 mm [.1 in]**

Features

Product Type Features

Connector & Housing Type	Receptacle
Connector System	Board-to-Board
Sealable	No
Connector & Contact Terminates To	Printed Circuit Board
DIN Size	Standard
DIN Level	II

Configuration Features

Number of Positions	96
Number of Rows	3
PCB Mount Orientation	Right Angle
Number of Columns	32
Number of Power or Coaxial Positions	96
Number of Signal Positions	96
Rows Loaded	A, B, C

Electrical Characteristics

Operating Voltage	250 VAC

Contact Features

Contact Cross Section	.3 x .61 mm[.012 x .024 in]
PCB Contact Termination Area Plating Material Thickness	2.54 – 5.08 µm[100 – 200 µin]

Contact Type	Socket
Contact Mating Area Plating Material Thickness	.76 µm[30 µin]
Contact Mating Area Plating Material	Gold
PCB Contact Termination Area Plating Material	Tin-Lead
Contact Base Material	Phosphor Bronze
Contact Current Rating (Max)	1.5 A

Termination Features

Termination Method to Printed Circuit Board	Through Hole - Solder
Termination Post & Tail Length	4.24 mm[.167 in]

Mechanical Attachment

Mating Alignment Type	Polarization
Mating Retention	With
Mating Alignment	With
PCB Mount Retention	Without
Connector Mounting Type	Board Mount

Housing Features

Housing Material	Polyester - GF
Housing Color	Gray
Centerline (Pitch)	2.54 mm[.1 in]

Dimensions

Row-to-Row Spacing	2.54 mm[.1 in]

Usage Conditions

Operating Temperature Range	-55 – 105 °C[-67 – 221 °F]

Operation/Application

Shielded	No
Circuit Application	Power & Signal

Industry Standards

UL Flammability Rating	UL 94V-0

Packaging Features

Packaging Method	Package

Product Compliance

For compliance documentation, visit the product page on TE.com>

EU RoHS Directive 2011/65/EU	Not Compliant
EU ELV Directive 2000/53/EC	Not Compliant
China RoHS 2 Directive MIIT Order No 32, 2016	Restricted Materials Above Threshold
EU REACH Regulation (EC) No. 1907/2006	Current ECHA Candidate List: JAN 2021 (211) Candidate List Declared Against: JAN 2021 (211) SVHC > Threshold: Pb (13% in COMPONENT PART) **Article Safe Usage Statements:** Do not eat, drink or smoke when using this product. Wash thoroughly after handling. Recycle if possible and dispose of the article by following all applicable governmental regulations relevant to your geographic location.
Halogen Content	Not Low Halogen - contains Br or Cl > 900 ppm.
Solder Process Capability	Wave solder capable to 240°C

Product Compliance Disclaimer

This information is provided based on reasonable inquiry of our suppliers and represents our current actual knowledge based on the information they provided. This information is subject to change. The part numbers that TE has identified as EU RoHS compliant have a maximum concentration of 0.1% by weight in homogenous materials for lead, hexavalent chromium, mercury, PBB, PBDE, DBP, BBP, DEHP, DIBP, and 0.01% for cadmium, or qualify for an exemption to these limits as defined in the Annexes of Directive 2011/65/EU (RoHS2). Finished electrical and electronic equipment products will be CE marked as required by Directive 2011/65/EU. Components may not be CE marked. Additionally, the part numbers that TE has identified as EU ELV compliant have a maximum concentration of 0.1% by weight in homogenous materials for lead, hexavalent chromium, and mercury, and 0.01% for cadmium, or qualify for an exemption to these limits as defined in the Annexes of Directive 2000/53/EC (ELV). Regarding the REACH Regulation, the information TE provides on SVHC in articles for this part number is based on the latest European Chemicals Agency (ECHA) 'Guidance on requirements for substances in articles' posted at this URL: https://echa.europa.eu/guidance-documents/guidance-on-reach

Compatible Parts



TE Part # 5650908-5
ASSY,PIN,EUROCARD,TYPE R,LEAD-



TE Part # 5650461-4
ASSY,RECEPTACLE,EUROCARD,TYPE



TE Part # 5650895-4
ASSY,RECEPT,EUROCARD,TYPE R,LE



TE Part # 5650470-5
ASSY,PIN,EUROCARD,TYPE R,LEAD-



TE Part # 535032-4
096 EURO TYPE C RECEPT AP ASSY



TE Part # 5650889-5
ASSY,PIN,EUROCARD,TYPE R,LEAD-



TE Part # 5148292-5
ASSY,RECEPTACLE,EUROCARD,TYPE



TE Part # 650889-5
096 EURO TYPE R PIN AP ASSY



TE Part # 1-536067-4
096 EURO TYPE R PIN AP ASSY

Also in the Series | Eurocard Type R



Eurocard Connectors(92)



Standard Edge Connectors(1)

Customers Also Bought

TE Part #1393788-3
AXICOM P2 STANDARD



TE Part #1415030-1
PB134005



TE Part #206934-9
CPC RECPT ASSEMBLY SIZE 23-37



TE Part #103673-1
02 MTE HDR SRRA LATCH W/HLDWN



TE Part #2-1393238-5
RTB14615



TE Part #1-221185-0
PLUG 75 OHM COMM'L BNC



TE Part #1-535541-3
15 MODIV VRT SR CE 100/115



TE Part #104076-5
10 SYS50 HDR DRST SHRD W/SLOT



TE Part #YDIV43E25-35PAC009
RECP ASSY



TE Part #1-1437562-6
TT21NGRA1ES=SP TOGGLE SEALED

Documents

Product Drawings

096 EURO TYPE R RECEPT ASSY

English

CAD Files

3D PDF

3D

Customer View Model

ENG_CVM_CVM_650462-5_Z.2d_dxf.zip

English

Customer View Model

ENG_CVM_CVM_650462-5_Z.3d_igs.zip

English

Customer View Model

ENG_CVM_CVM_650462-5_Z.3d_stp.zip

English

By downloading the CAD file I accept and agree to the Terms and Conditions of use.

Product Specifications

Application Specification

English