6650534-1 ✔ ACTIVE

CROWN EDGE

TE Internal #: 6650534-1

CROWN EDGE, Card Edge Power Connectors, Board-to-Board, 16 Position, 2.5mm [.098in] Centerline, Printed Circuit Board

View on TE.com >

Connectors > PCB Connectors > Card Edge Connectors > Card Edge Power Connectors







Connector System: **Board-to-Board**

Number of Positions: **16**

Centerline (Pitch): **2.5 mm [.098 in]**

Connector & Contact Terminates To: **Printed Circuit Board**

Contact Current Rating (Max): **3 A, 35 A**

Features

Product Type Features

Housing Type	Receptacle
Product Type	Connector Assembly
Connector System	Board-to-Board
Contact Type	Socket
Connector & Contact Terminates To	Printed Circuit Board

Configuration Features

Mating & Unmating Configuration	Hot Pluggable
PCB Mount Orientation	Vertical
Number of Positions	16
Number of Signal Positions	16
Number of Dual Positions	0
Row-to-Row Spacing	3.33 mm[.129 in]

Electrical Characteristics

Operating Voltage	250 V

Contact Features

Signal Contact Plating Material	Select Gold
Contact Termination Area Plating Finish	Matte
Signal Contact Material	Phosphor Bronze Alloy
Contact Mating Area Plating Material Thickness	.76 µm[30 µin]
Contact Base Material	Phosphor Bronze
Contact Current Rating (Max)	3 A, 35 A
Contact Mating Area Plating Material	Gold
Contact Termination Area Plating Material	Tin

Termination Features

Termination Post & Tail Length	4.06 mm, 5.08 mm[.159 in][.2 in]
Termination Method to Printed Circuit Board	Through Hole - Press-Fit, Through Hole - Solder

Mechanical Attachment

PCB Mount Alignment	Without
PCB Mount Retention	With
PCB Mount Retention Type	Action/Compliant Tail
Connector Mounting Type	Board Mount
Mating Alignment	With
Mating Retention	Without

Housing Features

End Caps	Without
Centerline (Pitch)	2.5 mm[.098 in]
Housing Color	Black
Housing Material	Thermoplastic

Dimensions

Power Contact Centerline	2.5 mm[.098 in]
PCB Thickness (Recommended)	2.36 mm[.093 in]
Module Length	39.7 mm[1.563 in]
Height	15 mm[.591 in]

Usage Conditions

Operating Temperature Range	-55 – 105 °C[-67 – 221 °F]

Operation/Application

Circuit Application	Power & Signal

Industry Standards

UL Flammability Rating	UL 94V-0

Packaging Features

Packaging Method	Carton
Packaging Quantity	192

Other

For Use With	Printed Circuit Board

Product Compliance

For compliance documentation, visit the product page on TE.com>

EU RoHS Directive 2011/65/EU	Compliant
EU ELV Directive 2000/53/EC	Compliant
China RoHS 2 Directive MIIT Order No 32, 2016	No Restricted Materials Above Threshold
EU REACH Regulation (EC) No. 1907/2006	Current ECHA Candidate List: JAN 2021 (211) Candidate List Declared Against: JAN 2021 (211) Does not contain REACH SVHC
Halogen Content	Not Low Halogen - contains Br or Cl > 900 ppm.
Solder Process Capability	Wave solder capable to 265°C

Product Compliance Disclaimer

This information is provided based on reasonable inquiry of our suppliers and represents our current actual knowledge based on the information they provided. This information is subject to change. The part numbers that TE has identified as EU RoHS compliant have a maximum concentration of 0.1% by weight in homogenous materials for lead, hexavalent chromium, mercury, PBB, PBDE, DBP, BBP, DEHP, DIBP, and 0.01% for cadmium, or qualify for an exemption to these limits as defined in the Annexes of Directive 2011/65/EU (RoHS2). Finished electrical and electronic equipment products will be CE marked as required by Directive 2011/65/EU. Components may not be CE marked. Additionally, the part numbers that TE has identified as EU ELV compliant have a maximum concentration of 0.1% by weight in homogenous materials for lead, hexavalent chromium, and mercury, and 0.01% for cadmium, or qualify for an exemption to these limits as defined in the Annexes of Directive 2000/53/EC (ELV). Regarding the REACH Regulation, the information TE provides on SVHC in articles for this part number is based on the latest European Chemicals Agency (ECHA) 'Guidance on requirements for substances in articles' posted at this URL: https://echa.europa.eu/guidance-documents/guidance-on-reach

Compatible Parts



TE Part # 2343428-1
HD+ CE, RA, CRPS

Also in the Series | CROWN EDGE



Card Edge Power Connectors(37)



Power Contacts(1)



Standard Edge Connectors(2)

Customers Also Bought



TE Part #1735104-4
PT30 XFP Connectors



TE Part #1625854-3
0603 PROBE PAD



TE Part #1614885-8
CPF 0805 120K 0.1% 25PPM 1K RL



TE Part #104652-5
50 50/50 GRID DRST SFMNT RCPT



TE Part #1-826652-0
10P AMPMODU II STIFT LEI



TE Part #1825006-4
GDS02STR04=DIP SW,SLIDE,SMT,TR



TE Part #1676731-9
RN 0805 10K 0.1% 5PPM CUT LENGTH



TE Part #1-292173-6
AMP COMMON TERMINATION HEADERS

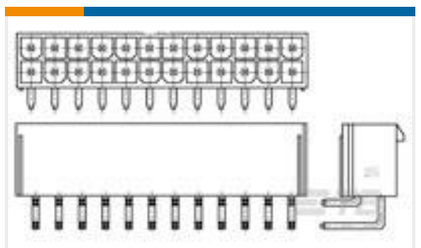

TE Part #1586863-8
8P VAL-U-LOK R/A HDR GW

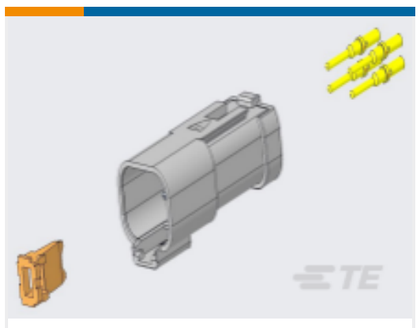

TE Part #DT04-4P-COMPLETE
DT04-4P WEG CON

Documents

Product Drawings

287-0022-11300=TA CONN,SKT,COM

English

CAD Files

3D PDF

3D

Customer View Model

ENG_CVM_CVM_6650534-1_A.2d_dxf.zip

English

Customer View Model

ENG_CVM_CVM_6650534-1_A.3d_igs.zip

English

Customer View Model

ENG_CVM_CVM_6650534-1_A.3d_stp.zip

English

By downloading the CAD file I accept and agree to the Terms and Conditions of use.

Datasheets & Catalog Pages

POWER_CONNECTORS_CATALOG_SEC03_CARD_EDGE

English

Product Specifications

Application Specification

English

Product Environmental Compliance

TE Material Declaration

English