9-55556-0 ✔ ACTIVE

AMP POWER TAP

TE Internal #: 9-55556-0

Power Terminals, Power Tap, Printed Circuit Board, 10 Positions, 25A Contact Current Rating (Max), 2.54mm [.1in] Centerline, Cable-to-Board, Power

View on TE.com >

Terminals & Splices > Power Terminals


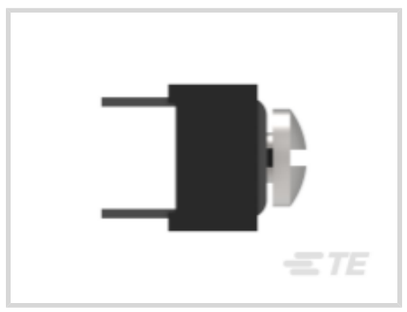




Terminal & Splice Type: **Power Tap**

Product Terminates To: **Printed Circuit Board**

Number of Positions: **10**

Contact Current Rating (Max): **25 A**

Centerline (Pitch): **2.54 mm [.1 in]**

Features

Product Type Features

Footprint	7.62 x 2.54 mm[.3 x .1 in]
Connector System	Cable-to-Board
Insulated	No

Configuration Features

Number of Positions	10
PCB Mount Orientation	Vertical

Body Features

Terminal Profile	Low

Contact Features

Terminal & Splice Type	Power Tap
Contact Current Rating (Max)	25 A
Contact Fabrication	Stamped & Formed
Contact Mating Area Plating Material	Tin
Contact Mating Area Plating Material Thickness	3.81 µm[150 µin]

PCB Contact Termination Area Plating Material	Tin
PCB Contact Termination Area Plating Material Thickness	3.81 µm[150 µin]
Contact Base Material	Copper Alloy

Termination Features

Termination Method to Printed Circuit Board	Through Hole - Press-Fit
Termination Method to Wire & Cable	Tap Screw
Product Terminates To	Printed Circuit Board

Mechanical Attachment

Screw Size	6-32

Housing Features

Centerline (Pitch)	2.54 mm[.1 in]
Housing Material	Nylon - GF

Dimensions

PCB Thickness (Recommended)	1.57 – 3.18 mm[.062 – .125 in]
Overall Terminal Length	12.7 mm[.5 in]

Usage Conditions

Operating Temperature Range	-55 – 85 °C[-67 – 185 °F]

Operation/Application

Circuit Application	Power

Packaging Features

Packaging Method	Bulk

Product Compliance

For compliance documentation, visit the product page on TE.com>

EU RoHS Directive 2011/65/EU	Compliant
EU ELV Directive 2000/53/EC	Compliant
China RoHS 2 Directive MIIT Order No 32, 2016	No Restricted Materials Above Threshold
EU REACH Regulation (EC) No. 1907/2006	Current ECHA Candidate List: JAN 2021 (211) Candidate List Declared Against: JAN 2021 (211) Does not contain REACH SVHC
Halogen Content	Not Low Halogen - contains Br or Cl > 900

	ppm.
Solder Process Capability	Wave solder capable to 265°C

Product Compliance Disclaimer

This information is provided based on reasonable inquiry of our suppliers and represents our current actual knowledge based on the information they provided. This information is subject to change. The part numbers that TE has identified as EU RoHS compliant have a maximum concentration of 0.1% by weight in homogenous materials for lead, hexavalent chromium, mercury, PBB, PBDE, DBP, BBP, DEHP, DIBP, and 0.01% for cadmium, or qualify for an exemption to these limits as defined in the Annexes of Directive 2011/65/EU (RoHS2). Finished electrical and electronic equipment products will be CE marked as required by Directive 2011/65/EU. Components may not be CE marked. Additionally, the part numbers that TE has identified as EU ELV compliant have a maximum concentration of 0.1% by weight in homogenous materials for lead, hexavalent chromium, and mercury, and 0.01% for cadmium, or qualify for an exemption to these limits as defined in the Annexes of Directive 2000/53/EC (ELV). Regarding the REACH Regulation, the information TE provides on SVHC in articles for this part number is based on the latest European Chemicals Agency (ECHA) 'Guidance on requirements for substances in articles' posted at this URL: https://echa.europa.eu/guidance-documents/guidance-on-reach

Customers Also Bought



TE Part #1-640456-7
Polyester Vertical PCB Header: 2.54 mm, Unshrouded, No Mating Alignment



TE Part #1-640445-3
13P MTA156 HDR ASSY FL/STR SN



TE Part #1-825437-2
MOD 2 PINHDR 1X12P.



TE Part #1-87270-3
03 LOCK CLIP HSG SR .156CL



TE Part #1-1415899-3
PCB Power Relay: 12-16 Amp, Monostable



TE Part #HPP845E031R5
HTU21D Digital High Accuracy RH/T Sensor



TE Part #1-206934-8
CPC SERIES 1 POSTED



TE Part #1-770969-1
06P MINI UMNL R/A HDR ASSY LF

Documents

Product Drawings

10 POWER TAP ASSY WITH SCREW #6-32

English

CAD Files

3D PDF

3D

Customer View Model

ENG_CVM_CVM_9-55556-0_T.2d_dxf.zip

English

Customer View Model

ENG_CVM_CVM_9-55556-0_T.3d_igs.zip

English

Customer View Model

ENG_CVM_CVM_9-55556-0_T.3d_stp.zip

English

By downloading the CAD file I accept and agree to the Terms and Conditions of use.

Product Specifications

Application Specification

English

Product Environmental Compliance

TE Material Declaration

English