1-1734037-6 ✔ ACTIVE

CHAMP | CHAMP .050 Series I

TE Internal #: 1-1734037-6

CHAMP .050 Series I, PCB Mount Receptacle, Right Angle, Board-to-Board, 160 Position, 1.27mm [.05in] Centerline, Gold Flash, Printed Circuit Board

View on TE.com >

Connectors > PCB Connectors > Board-to-Board Connectors > Board-to-Board Headers & Receptacles







PCB Connector Assembly Type: **PCB Mount Receptacle**

PCB Mount Orientation: **Right Angle**

Connector System: **Board-to-Board**

Number of Positions: **160**

Centerline (Pitch): **1.27 mm [.05 in]**

Features

Product Type Features

PCB Connector Assembly Type	PCB Mount Receptacle
Connector System	Board-to-Board
Sealable	No
Connector & Contact Terminates To	Printed Circuit Board

Configuration Features

Number of Rows	4
Stackable	No
PCB Mount Orientation	Right Angle
Number of Positions	160

Electrical Characteristics

Dielectric Withstanding Voltage (Max)	750 VAC
Insulation Resistance	4 MΩ
Operating Voltage	250 VAC

Body Features

PCB Retention Feature Material	Brass
PCB Retention Feature Plating Material	Tin
Connector Profile	Standard

Contact Features

Contact Layout	Matrix
PCB Contact Termination Area Plating Material Thickness	3.81 µm[149.9997 µin]
Mating Tab Width	.75 mm[.03 in]
Mating Tab Thickness	.3 mm[.012 in]
PCB Contact Termination Area Plating Material Finish	Matte
PCB Contact Termination Area Plating Material	Tin
Contact Base Material	Phosphor Bronze
Contact Mating Area Plating Material	Gold Flash
	30 µin
Contact Type	Socket
Contact Current Rating (Max)	1 A

Termination Features

Rectangular Termination Post & Tail Thickness	.31 mm[.012 in]
Rectangular Termination Post & Tail Width	.5 mm[.02 in]
Termination Post & Tail Length	3.1 mm[.122 in]
Termination Method to Printed Circuit Board	Through Hole - Solder

Mechanical Attachment

PCB Mount Retention Type	Boardlock
Mating Alignment	With
Mating Alignment Type	Polarized
PCB Mount Retention	With
PCB Mount Alignment	Without
Connector Mounting Type	Board Mount

Housing Features

Centerline (Pitch)	1.27 mm[.05 in]
Housing Color	Black
Housing Material	Matte

Dimensions

Connector Height	7.65 mm[.301 in]

Usage Conditions

Housing Temperature Rating	High
Operating Temperature Range	-55 – 85 °C[-67 – 185 °F]

Operation/Application

Assembly Process Feature	None
Circuit Application	Signal

Industry Standards

UL Flammability Rating	UL 94V-0

Packaging Features

Packaging Quantity	1
Packaging Method	Package

Product Compliance

For compliance documentation, visit the product page on TE.com>

EU RoHS Directive 2011/65/EU	Compliant
EU ELV Directive 2000/53/EC	Compliant
China RoHS 2 Directive MIIT Order No 32, 2016	No Restricted Materials Above Threshold
EU REACH Regulation (EC) No. 1907/2006	Current ECHA Candidate List: JAN 2021 (211) Candidate List Declared Against: JAN 2021 (211) Does not contain REACH SVHC
Halogen Content	Low Halogen - Br, Cl, F, I < 900 ppm per homogenous material. Also BFR/CFR/PVC Free
Solder Process Capability	Wave solder capable to 265°C

Product Compliance Disclaimer

This information is provided based on reasonable inquiry of our suppliers and represents our current actual knowledge based on the information they provided. This information is subject to change. The part numbers that TE has identified as EU RoHS compliant have a maximum concentration of 0.1% by weight in homogenous materials for lead, hexavalent chromium, mercury, PBB, PBDE, DBP, BBP, DEHP, DIBP, and 0.01% for cadmium, or qualify for an exemption to these limits as defined in the Annexes of Directive 2011/65/EU (RoHS2). Finished electrical and electronic equipment products will be CE marked as required by Directive 2011/65/EU. Components may not be CE marked. Additionally, the part numbers that TE has identified as EU ELV compliant have a maximum concentration of 0.1% by weight in homogenous materials for lead, hexavalent chromium, and mercury, and 0.01% for cadmium, or qualify for an exemption to these limits as defined in the Annexes of Directive 2000/53/EC (ELV). Regarding the REACH Regulation, the information TE provides on SVHC in articles for this part number is based on the latest European Chemicals Agency (ECHA) 'Guidance on requirements for substances in articles' posted at this URL: https://echa.europa.eu/guidance-documents/guidance-on-reach

Compatible Parts



TE Part # 1-1734100-6
Champ050 series,160pos,Au over PdNi

Also in the Series | CHAMP .050 Series I



Board-to-Board Headers & Receptacles(120)



IDC D-Sub Connectors(6)



Standard Rectangular Connectors(1)

Customers Also Bought



TE Part #154N-005G-RT
MEDIA ISOLATED PRESSURE STOCK LIST



TE Part #1623804-8
Wirewound Resistor: Horizontal Mount



TE Part #1761608-9
IDC LOW PRO HDR 26P VERT SHT LAT BLK



TE Part #1761608-5
IDC LOW PRO HDR 14P VERT SHT L



TE Part #1761609-5
IDC LOW PRO HDR 14P RA SHT LAT



TE Part #1-1734100-6
Champ050 series,160pos,Au over PdNi



TE Part #9-1879134-0
RN 0603 82K5 0.1% 10PPM 1K RL



TE Part #173864-1
LOW & MEDIUM POWER HEADER



TE Part #1393212-8
PCB Power Relay: 40 Amp, Monostable



TE Part #1-1734099-6
Champ 050 series,plug assembly

Documents

Product Drawings

Champ 050 series 160pos,Au over PdNi

English

CAD Files

3D PDF

3D

Customer View Model

ENG_CVM_CVM_1-1734037-6_G.2d_dxf.zip

English

Customer View Model

ENG_CVM_CVM_1-1734037-6_G.3d_igs.zip

English

Customer View Model

ENG_CVM_CVM_1-1734037-6_G.3d_stp.zip

English

By downloading the CAD file I accept and agree to the Terms and Conditions of use.

Product Specifications

Application Specification

English

CHAMP .050 High Density Connector

English

Application Specification

English