1-1761685-5 ✔ ACTIVE

AMP-LATCH

TE Internal #: 1-1761685-5

Ribbon Cable Connectors, Wire-to-Board, 50 Position, 2.54mm [.1in] Centerline, Vertical, Through Hole - Solder, Row-to-Row Spacing 2.54 mm [.1 in]

View on TE.com >

Connectors > PCB Connectors > Wire-to-Board Connectors > FFC, FPC & Ribbon Connectors > Ribbon Cable Connectors



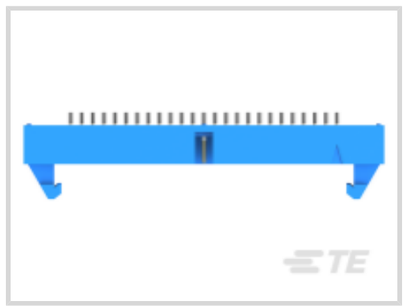



Connector System: **Wire-to-Board**

Number of Positions: **50**

Centerline (Pitch): **2.54 mm [.1 in]**

PCB Mount Retention: **Without**

PCB Mount Orientation: **Vertical**

Features

Product Type Features

Connector Type	Header
Ribbon Cable Connector Header Type	Pin Header
Connector Product Type	Connector Assembly
Connector System	Wire-to-Board
Connector & Housing Type	Plug
Connector & Contact Terminates To	Printed Circuit Board

Configuration Features

Number of Positions	50
PCB Mount Orientation	Vertical
Number of Rows	2

Electrical Characteristics

Insulation Resistance	5000 MΩ
Operating Voltage	250 VAC

Body Features

Daisy Chain	With
Connector Profile	Low

Contact Features

Mating Square Post Dimension	.64 mm[.025 in]
PCB Contact Termination Area Plating Material Thickness	2.54 µm[100 µin]
Mating Pin Diameter	.64 mm[.025 in]
Contact Type	Pin
	30 µin
Contact Mating Area Plating Material	Gold
Contact Shape & Form	Square
Contact Underplating Material	Nickel
PCB Contact Termination Area Plating Material	Tin
Contact Base Material	Phosphor Bronze
Contact Current Rating (Max)	1 A

Termination Features

Square Termination Post & Tail Dimension	.64 mm[.025 in]
Round Termination Post & Tail Diameter	.64 mm[.025 in]
Termination Post & Tail Length	2.6 mm[.102 in]
Termination Method to Printed Circuit Board	Through Hole - Solder

Mechanical Attachment

Mating Alignment	With
PCB Mount Alignment	Without
Panel Mount Feature	Without
PCB Mount Retention	Without
Mating Alignment Type	Center
Mating Retention	With
Mating Retention Type	Ejection Latch
Connector Mounting Type	Board Mount

Housing Features

Mating Entry Location	Top
Housing Material	PBT
Housing Color	Blue

Centerline (Pitch)	2.54 mm[.1 in]

Dimensions

Shrouded End Dimension	3.81 mm[.15 in]
Connector Length	82.55 mm[3.25 in]
Connector Height	8.89 mm[.35 in]
Row-to-Row Spacing	2.54 mm[.1 in]

Usage Conditions

Housing Temperature Rating	High
Operating Temperature Range	-65 – 105 °C[-85 – 221 °F]

Operation/Application

Circuit Application	Signal

Industry Standards

UL Flammability Rating	UL 94V-0

Packaging Features

Packaging Quantity	50
Packaging Method	Tray

Other

Comment	For Use With AMP-Latch Receptacle

Product Compliance

For compliance documentation, visit the product page on TE.com>

EU RoHS Directive 2011/65/EU	Compliant
EU ELV Directive 2000/53/EC	Compliant
China RoHS 2 Directive MIIT Order No 32, 2016	No Restricted Materials Above Threshold
EU REACH Regulation (EC) No. 1907/2006	Current ECHA Candidate List: JAN 2021 (211) Candidate List Declared Against: JAN 2021 (211) Does not contain REACH SVHC
Halogen Content	Not Yet Reviewed for halogen content
Solder Process Capability	Wave solder capable to 265°C

Product Compliance Disclaimer

This information is provided based on reasonable inquiry of our suppliers and represents our current actual knowledge based on the information they provided. This information is subject to change. The part numbers that TE has identified as

EU RoHS compliant have a maximum concentration of 0.1% by weight in homogenous materials for lead, hexavalent chromium, mercury, PBB, PBDE, DBP, BBP, DEHP, DIBP, and 0.01% for cadmium, or qualify for an exemption to these limits as defined in the Annexes of Directive 2011/65/EU (RoHS2). Finished electrical and electronic equipment products will be CE marked as required by Directive 2011/65/EU. Components may not be CE marked. Additionally, the part numbers that TE has identified as EU ELV compliant have a maximum concentration of 0.1% by weight in homogenous materials for lead, hexavalent chromium, and mercury, and 0.01% for cadmium, or qualify for an exemption to these limits as defined in the Annexes of Directive 2000/53/EC (ELV). Regarding the REACH Regulation, the information TE provides on SVHC in articles for this part number is based on the latest European Chemicals Agency (ECHA) 'Guidance on requirements for substances in articles' posted at this URL: https://echa.europa.eu/guidance-documents/guidance-on-reach

Compatible Parts



TE Part # 2-1658526-3
609-5030LF FEM SOCKT,LEAD FREE



TE Part # 1-1658527-4
622-5030LF FEM SOCKT,LEAD FREE



TE Part # 2-1658528-0
636-5030LF=FEM SKT BLADE POL 1

Customers Also Bought



TE Part #1-5499922-1
AMP-LATCH UNIVERSAL HEADERS



TE Part #85-300G-0R
MEDIA ISOLATED PRESSURE STOCK LIST



TE Part #1-1469492-9
MULTIGIG RT 9MM GUIDE/ESD UNKE



TE Part #1-1744417-2
12 POS EP 2.5 HSG, GLOW WIRE



TE Part #1734775-1
Std USB Type A, Flag, T/H, 1.5A



TE Part #1217129-1
187 FASTON,REC.,24-20 AWG,TPBR



TE Part #1410187-4
MULTIGIG RT T2 7RW DC DF CT



TE Part #1909783-4
WIRE TO BOARD HOUSING 1.2MM TOP ENTRY

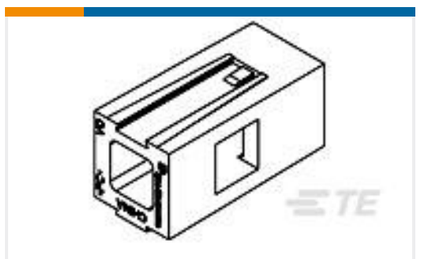

TE Part #1445729-2
MTG BRKT RND HOLE

Documents

Product Drawings

IDC LOW PRO HDR 50P VERT SHT LAT

English

CAD Files

3D PDF

English

Customer View Model

ENG_CVM_1-1761685-5_A.2d_dxf.zip

English

Customer View Model

ENG_CVM_1-1761685-5_A.3d_igs.zip

English

Customer View Model

ENG_CVM_1-1761685-5_A.3d_stp.zip

English

By downloading the CAD file I accept and agree to the Terms and Conditions of use.

Datasheets & Catalog Pages

Ribbon Cable Interconnect Solutions

English

Product Specifications

Product Specification

English