1-5353188-1 ✔ ACTIVE

Free Height

TE Internal #: 1-5353188-1

Free Height, PCB Mount Header, Vertical, Board-to-Board, 160 Position, .6mm [.024in] Centerline, Gold, Printed Circuit Board

View on TE.com >

Connectors > PCB Connectors > Board-to-Board Connectors > Board-to-Board Headers & Receptacles



PCB Connector Assembly Type: **PCB Mount Header**

PCB Mount Orientation: **Vertical**

Connector System: **Board-to-Board**

Number of Positions: **160**

Centerline (Pitch): **.6 mm [.024 in]**

Features

Product Type Features

Ground Component Type	Grounding Contact, Grounding Plate
PCB Connector Assembly Type	PCB Mount Header
Connector System	Board-to-Board
Connector & Contact Terminates To	Printed Circuit Board

Configuration Features

Number of Rows	2
Stackable	Yes
PCB Mount Orientation	Vertical
Number of Positions	160
Board-to-Board Configuration	Parallel

Electrical Characteristics

Dielectric Withstanding Voltage (Max)	200 VAC
Insulation Resistance	2 MΩ
Operating Voltage	50 VAC

Contact Features

Contact Layout	Inline
Contact Mating Area Length	1 mm, 1.3 mm
PCB Contact Termination Area Plating Material Thickness	1 µm[39.37 µin]
Mating Tab Width	.3 mm[.012 in]

Mating Tab Thickness	.2 mm[.008 in]
PCB Contact Termination Area Plating Material	Tin
Contact Base Material	Copper Alloy
Contact Mating Area Plating Material	Gold
Contact Mating Area Plating Material Thickness	.2 µm[7.874 µin]
Contact Type	Pin
Contact Current Rating (Max)	.5 A

Termination Features

Square Termination Post & Tail Dimension	.2 mm[.008 in]
Termination Method to Printed Circuit Board	Surface Mount

Mechanical Attachment

PCB Mount Alignment Type	Locating Posts
PCB Mount Retention Type	Solder Peg
Mating Alignment	With
Mating Alignment Type	Polarization
PCB Mount Retention	With
PCB Mount Alignment	With
Connector Mounting Type	Board Mount

Housing Features

Centerline (Pitch)	.6 mm[.024 in]
Housing Color	Black
Housing Material	High Temperature Thermoplastic

Dimensions

Connector Height	8 mm[.314 in]
Stack Height	8 mm, 16 mm[.63 in]
	.2 in

Usage Conditions

Housing Temperature Rating	High
Operating Temperature Range	-40 – 85 °C[-40 – 185 °F][-40 – 185 °F]

Operation/Application

Circuit Application	Signal

Industry Standards

UL Flammability Rating	UL 94V-0

Packaging Features

Packaging Quantity	600
Packaging Method	Reel

Product Compliance

For compliance documentation, visit the product page on TE.com>

EU RoHS Directive 2011/65/EU	Compliant
EU ELV Directive 2000/53/EC	Compliant
China RoHS 2 Directive MIIT Order No 32, 2016	No Restricted Materials Above Threshold
EU REACH Regulation (EC) No. 1907/2006	Current ECHA Candidate List: JAN 2021 (211) Candidate List Declared Against: JUL 2019 (201) SVHC > Threshold: Not Yet Reviewed
Halogen Content	Low Halogen - Br, Cl, F, I < 900 ppm per homogenous material. Also BFR/CFR/PVC Free
Solder Process Capability	Reflow solder capable to 260°C

Product Compliance Disclaimer

This information is provided based on reasonable inquiry of our suppliers and represents our current actual knowledge based on the information they provided. This information is subject to change. The part numbers that TE has identified as EU RoHS compliant have a maximum concentration of 0.1% by weight in homogenous materials for lead, hexavalent chromium, mercury, PBB, PBDE, DBP, BBP, DEHP, DIBP, and 0.01% for cadmium, or qualify for an exemption to these limits as defined in the Annexes of Directive 2011/65/EU (RoHS2). Finished electrical and electronic equipment products will be CE marked as required by Directive 2011/65/EU. Components may not be CE marked. Additionally, the part numbers that TE has identified as EU ELV compliant have a maximum concentration of 0.1% by weight in homogenous materials for lead, hexavalent chromium, and mercury, and 0.01% for cadmium, or qualify for an exemption to these limits as defined in the Annexes of Directive 2000/53/EC (ELV). Regarding the REACH Regulation, the information TE provides on SVHC in articles for this part number is based on the latest European Chemicals Agency (ECHA) 'Guidance on requirements for substances in articles' posted at this URL: https://echa.europa.eu/guidance-documents/guidance-on-reach

Compatible Parts



TE Part # 1-5316318-1
.6FHR12H,160,S,GIG,08/Sn,HT,SEYes



TE Part # 1-5353190-1
.6FHR04H,160,S,GIG,08/Sn,TR,NSNo



TE Part # 1-5316560-1
.6FHR04H,160,S,GIG,08/Sn,HT,SEYes



TE Part # 1-5316136-1
.6FHR04H,160,S,STD,08/SP,ST,NSYes



TE Part # 1-5316564-1
.6FHR12H,160,S,GIG,08/Sn,ST,NSYes



TE Part # 1-5353189-1
.6FHR04H,160,S,STD,08/SP,TR,NSNo



TE Part # 6-5353189-1
.6FHR04H,160,S,STD,08/SP,TR,SENo

Also in the Series | Free Height



Board-to-Board Headers & Receptacles(764)

Customers Also Bought



TE Part #1888247-1
SFP Connectors



TE Part #2-5767004-2
MICTOR RECEPT ASSY, 38 POS.



TE Part #9-6318491-6
.5FHP08H,220,S,GIG,08/Sn,HT,NSYes, W/C



TE Part #2042274-1
ELCON MINI 2P VERT HEADER,W/ CODING



TE Part #1367147-1
SFP COVER, UNPLATED

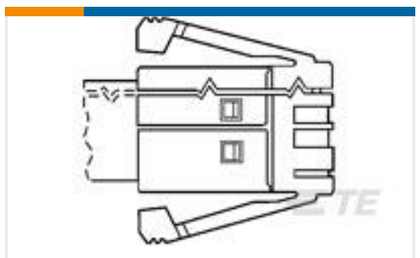

TE Part #1-1761187-1
4 SDL FLAT PLUG ASSY



TE Part #1-5353190-1
.6FHR04H,160,S,GIG,08/Sn,TR,NSNo



TE Part #1982295-1
ELCON MINI 2P RA HEADER, W /CODING



TE Part #1-1734264-3
M/J,RJ45,Side,8P8C,R/A,50u" Au, D3.2

TE Part #1-2041051-3
AMPMODU 2.0mm PITCH, POST HDR

Documents

Product Drawings

.6FHP08H,160,S,GIG,08/Sn,TR,NSYes

Japanese

CAD Files

3D PDF

English

Customer View Model

ENG_CVM_1-5353188-1_O.2d_dxf.zip

English

Customer View Model

ENG_CVM_1-5353188-1_O.3d_igs.zip

English

Customer View Model

ENG_CVM_1-5353188-1_O.3d_stp.zip

English

By downloading the CAD file I accept and agree to the Terms and Conditions of use.

Datasheets & Catalog Pages

Fine Pitch Stacking Connectors - 0.6mm Free Height (FH) and GIGA Connectors

English

Product Specifications

Application Specification

English