2-111626-0 ✔ ACTIVE

AMP-LATCH

TE Internal #: 2-111626-0

Ribbon Cable Connectors, Wire-to-Board, 34 Position, 2mm [.079in] Centerline, Insulation Displacement Crimp (IDC), Row-to-Row Spacing 2 mm [.1 in]

View on TE.com >

Connectors > PCB Connectors > Wire-to-Board Connectors > FFC, FPC & Ribbon Connectors > Ribbon Cable Connectors

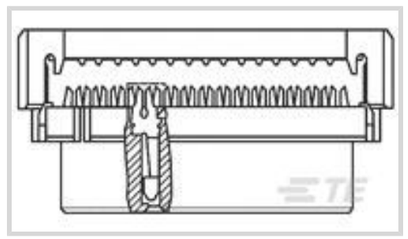

Connector System: **Wire-to-Board**

Number of Positions: **34**

Centerline (Pitch): **2 mm [.079 in]**

Termination Method to Wire & Cable: **Insulation Displacement Crimp (IDC)**

Row-to-Row Spacing: **2 mm [.1 in]**

Features

Product Type Features

Connector Type	Connector Assembly
Ribbon Cable Connector Header Type	Shrouded
Connector Product Type	Connector Assembly
Connector System	Wire-to-Board
Connector & Housing Type	Receptacle
Connector & Contact Terminates To	Wire & Cable

Configuration Features

Compatible With Wire & Cable Type	Ribbon Cable
Number of Positions	34
Number of Rows	2

Electrical Characteristics

UL Voltage Rating	125 VAC
Insulation Resistance	5000 MΩ
Operating Voltage	125 VAC

Body Features

Daisy Chain	Without
Connector Profile	Low

Contact Features

Mating Square Post Dimension	.5 mm[.02 in]
Mating Pin Diameter	.5 mm[.02 in]
Contact Type	Socket
Wire Contact Termination Area Plating Material Thickness	.127 µm[5 µin]
Wire Contact Termination Area Plating Material	Gold
Contact Mating Area Plating Material Thickness	.76 µm[29.92 µin]
Contact Shape & Form	Single Beam
PCB Contact Termination Area Plating Material	Tin-Lead
Contact Base Material	Phosphor Bronze
Contact Current Rating (Max)	.5 A

Termination Features

Termination Method to Wire & Cable	Insulation Displacement Crimp (IDC)

Mechanical Attachment

Mating Alignment	With
Mating Alignment Type	Polarization
Mating Retention	Without
Connector Mounting Type	Cable Mount (Free-Hanging)

Housing Features

Housing Material	Polyester
Housing Color	Black
Centerline (Pitch)	2 mm[.079 in]

Dimensions

Connector Length	39.17 mm[1.542 in]
Connector Height	8.48 mm[.334 in]
Connector Width	5.16 mm[.203 in]
Wire Size	.08 mm^2
Accepts Wire Insulation Diameter Range	.71 – .87 mm[.028 – .034 in]
Row-to-Row Spacing	2 mm[.1 in]

Usage Conditions

Operating Temperature Range	-65 – 105 °C[-85 – 221 °F]

Operation/Application

Circuit Application	Signal

Industry Standards

CSA File Number	LR 7189
UL Rating	Recognized
UL File Number	E28476
Agency/Standard	CSA, UL
UL Flammability Rating	UL 94V-0

Packaging Features

Packaging Quantity	30
Packaging Method	Box & Tray, Tray

Product Compliance

For compliance documentation, visit the product page on TE.com>

EU RoHS Directive 2011/65/EU	Compliant
EU ELV Directive 2000/53/EC	Compliant
China RoHS 2 Directive MIIT Order No 32, 2016	No Restricted Materials Above Threshold
EU REACH Regulation (EC) No. 1907/2006	Current ECHA Candidate List: JAN 2021 (211) Candidate List Declared Against: JUL 2019 (201) SVHC > Threshold: Not Yet Reviewed
Halogen Content	Not Low Halogen - contains Br or Cl > 900 ppm.
Solder Process Capability	Not applicable for solder process capability

Product Compliance Disclaimer

This information is provided based on reasonable inquiry of our suppliers and represents our current actual knowledge based on the information they provided. This information is subject to change. The part numbers that TE has identified as EU RoHS compliant have a maximum concentration of 0.1% by weight in homogenous materials for lead, hexavalent chromium, mercury, PBB, PBDE, DBP, BBP, DEHP, DIBP, and 0.01% for cadmium, or qualify for an exemption to these limits as defined in the Annexes of Directive 2011/65/EU (RoHS2). Finished electrical and electronic equipment products will be CE marked as required by Directive 2011/65/EU. Components may not be CE marked. Additionally, the part numbers that TE has identified as EU ELV compliant have a maximum concentration of 0.1% by weight in homogenous materials for lead, hexavalent chromium, and mercury, and 0.01% for cadmium, or qualify for an exemption to these limits as defined in the Annexes of Directive 2000/53/EC (ELV). Regarding the REACH Regulation, the information TE provides on SVHC in articles for this part number is based on the latest European Chemicals Agency (ECHA) 'Guidance on requirements for substances in articles' posted at this URL: https://echa.europa.eu/guidance-documents/guidance-on-reach

Compatible Parts



TE Part # 4-5176837-0
34 AMPMODU 2MM, H, AU, LF

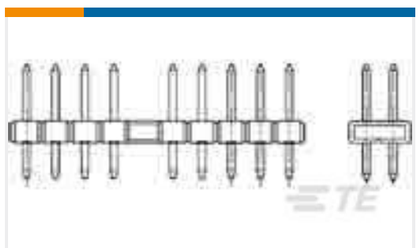

TE Part # 1-5178751-6
AMPMODU 2MM HDR V-TYPE ASSY

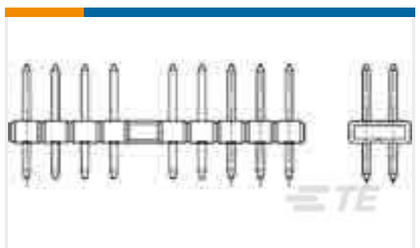

TE Part # 4-5178751-0
AMPMODU 2MM HDR V-TYPE ASSY

Customers Also Bought



TE Part #2212282-1
FORGE, ASSY PIN, 5#0-0#4-0#8-0#12-0#22



TE Part #2212284-1
FORGE, ASSY SCKT, 5#0-0#4-0#8-0#12-0#22



TE Part #4-2176391-6
RQ 1206 36K5 0.1% 10PPM 5K RL



TE Part #2-173985-9
AMP CT MT AMP-IN HDR-V BLU 9P



TE Part #C55674-000
HMM HIGH TACK METALIZED POLYESTER LABELS



TE Part #2205076-2
CA MICRO-MATCH MOW-MOW 20POS

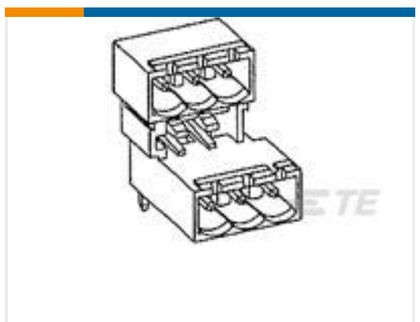

TE Part #1776166-2
2P TERMI-BLOK HDR,HIGH TEMP



TE Part #530745-8
MINI-BOX RCPT ASSY 90P UNSEAL



TE Part #6-1393768-8
R10-E7P2-J1.0K=R10



TE Part #7-1393768-3
R10-E7X6-J1.0K=R10

Documents

Product Drawings

34, 2MM, 30 DP, LEAD FREE

English

CAD Files

3D PDF

3D

Customer View Model

ENG_CVM_CVM_2-111626-0_L.2d_dxf.zip

English

Customer View Model

ENG_CVM_CVM_2-111626-0_L.3d_igs.zip

English

Customer View Model

ENG_CVM_CVM_2-111626-0_L.3d_stp.zip

English

By downloading the CAD file I accept and agree to the **Terms and Conditions** of use.

Datasheets & Catalog Pages

Ribbon Cable Interconnect Solutions

English

Product Specifications

Application Specification

English

Instruction Sheets

Instruction Sheet (U.S.)

English

Agency Approvals

UL Report

English