2-1761603-3 ✔ ACTIVE

AMP-LATCH

TE Internal #: 2-1761603-3

Ribbon Cable Connectors, Wire-to-Board, 10 Position, 2.54mm [.1in] Centerline, Vertical, Through Hole - Solder, Row-to-Row Spacing 2.54 mm [.1 in]

View on TE.com >

Connectors > PCB Connectors > Wire-to-Board Connectors > FFC, FPC & Ribbon Connectors > Ribbon Cable Connectors







Connector System: **Wire-to-Board**

Number of Positions: **10**

Centerline (Pitch): **2.54 mm [.1 in]**

PCB Mount Retention: **Without**

PCB Mount Orientation: **Vertical**

Features

Product Type Features

Connector Type	Header
Ribbon Cable Connector Header Type	Pin Header
Connector Product Type	Connector Assembly
Connector System	Wire-to-Board
Connector & Housing Type	Plug
Connector & Contact Terminates To	Printed Circuit Board

Configuration Features

Number of Positions	10
PCB Mount Orientation	Vertical
Number of Rows	2

Electrical Characteristics

Insulation Resistance	5000 MΩ
Operating Voltage	250 VAC

Body Features

Daisy Chain	With
Connector Profile	Low

Contact Features

Mating Square Post Dimension	.64 mm[.025 in]
PCB Contact Termination Area Plating Material Thickness	2.54 µm[100 µin]
Mating Pin Diameter	.64 mm[.025 in]
Contact Type	Pin
	30 µin
Contact Mating Area Plating Material	Gold
Contact Shape & Form	Square
Contact Underplating Material	Nickel
PCB Contact Termination Area Plating Material	Tin
Contact Base Material	Phosphor Bronze
Contact Current Rating (Max)	1 A

Termination Features

Square Termination Post & Tail Dimension	.5 mm[.02 in]
Round Termination Post & Tail Diameter	.64 mm[.025 in]
Termination Post & Tail Length	2.6 mm[.102 in]
Termination Method to Printed Circuit Board	Through Hole - Solder

Mechanical Attachment

Mating Alignment	With
PCB Mount Alignment	Without
Panel Mount Feature	Without
PCB Mount Retention	Without
Mating Alignment Type	Center
Mating Retention	Without
Connector Mounting Type	Board Mount

Housing Features

Mating Entry Location	Top
Housing Material	PBT
Housing Color	Blue
Centerline (Pitch)	2.54 mm[.1 in]

Dimensions

Shrouded End Dimension	3.81 mm[.15 in]
Connector Length	20.32 mm[.8 in]
Connector Height	8.89 mm[.35 in]
Row-to-Row Spacing	2.54 mm[.1 in]

Usage Conditions

Housing Temperature Rating	High
Operating Temperature Range	-65 – 105 °C[-85 – 221 °F]

Operation/Application

Circuit Application	Signal

Industry Standards

UL Flammability Rating	UL 94V-0

Packaging Features

Packaging Quantity	50
Packaging Method	Package

Other

Comment	For Use With AMP-Latch Receptacle

Product Compliance

For compliance documentation, visit the product page on TE.com>

EU RoHS Directive 2011/65/EU	Compliant
EU ELV Directive 2000/53/EC	Compliant
China RoHS 2 Directive MIIT Order No 32, 2016	No Restricted Materials Above Threshold
EU REACH Regulation (EC) No. 1907/2006	Current ECHA Candidate List: JAN 2021 (211) Candidate List Declared Against: JAN 2021 (211) Does not contain REACH SVHC
Halogen Content	Not Low Halogen - contains Br or Cl > 900 ppm.
Solder Process Capability	Wave solder capable to 265°C

Product Compliance Disclaimer

This information is provided based on reasonable inquiry of our suppliers and represents our current actual knowledge based on the information they provided. This information is subject to change. The part numbers that TE has identified as EU RoHS compliant have a maximum concentration of 0.1% by weight in homogenous materials for lead, hexavalent

chromium, mercury, PBB, PBDE, DBP, BBP, DEHP, DIBP, and 0.01% for cadmium, or qualify for an exemption to these limits as defined in the Annexes of Directive 2011/65/EU (RoHS2). Finished electrical and electronic equipment products will be CE marked as required by Directive 2011/65/EU. Components may not be CE marked. Additionally, the part numbers that TE has identified as EU ELV compliant have a maximum concentration of 0.1% by weight in homogenous materials for lead, hexavalent chromium, and mercury, and 0.01% for cadmium, or qualify for an exemption to these limits as defined in the Annexes of Directive 2000/53/EC (ELV). Regarding the REACH Regulation, the information TE provides on SVHC in articles for this part number is based on the latest European Chemicals Agency (ECHA) 'Guidance on requirements for substances in articles' posted at this URL: https://echa.europa.eu/guidance-documents/guidance-on-reach

Compatible Parts



TE Part # CAT-AM71-A8502
Bus Connector: Strain Relief, ATA



TE Part # CAT-AM71-A85022
Female Socket Connectors: Strain Relief



TE Part # 1658621-1
10 NOVO MIL/CTR 15DP,LEAD FREE



TE Part # 1658526-4
609-1030LF FEM SOCKT,LEAD FREE



TE Part # 1658527-4
622-1041LF FEM SOCKT,LEAD FREE



TE Part # 1658527-3
622-1030LF FEM SOCKT,LEAD FREE



TE Part # 1658620-1
10 NOVO MIL 15DP, LEAD FREE

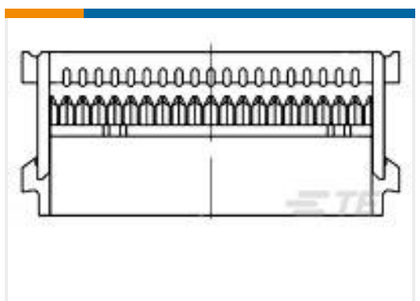

TE Part # 1658526-5
609-1041LF FEM SOCKT,LEAD FREE

TE Part # 1658622-1
10 NOVO MIL/CTR 30DP,LEAD FREE

TE Part # 1658623-1
10 NOVO MIL 30DP, LEAD FREE

TE Part # 1-1658528-1
636-1030LF=FEM SKT BLADE POL 1

TE Part # 1658526-3
609-1000MLF FEM SCKT,LEAD FREE



TE Part # 1658528-2
636-1041LF FEM SOCKT,LEAD FREE



TE Part # 2-1658528-5
636-1041LSLF FEMALE SOCKET CON

Customers Also Bought



TE Part #1-5499913-1
AMP-LATCH UNIVERSAL HEADERS



TE Part #1-1879417-9
CPF 0603 1M0 0.1% 25PPM 1K RL



TE Part #1571983-4
GDH04S04=DIP SWITCH



TE Part #1-1623746-5
ER74 1R5 5% AMMO PK



TE Part #1-338728-4
MALE-ON-BOARD CONNECTOR



TE Part #1-208223-0
CPC SERIES 1 POSTED



TE Part #1676153-2
RN 0805 10K 0.1% 10PPM 1KRL



TE Part #NB20144001
VERSAFIT-1/4-9-SP

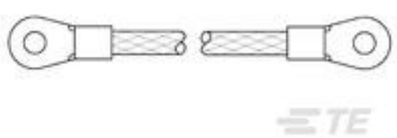

TE Part #1337707-2
25MM CSA BRAID M8 - M8 400M



TE Part #1-1337482-0
SMB Str PCB Skt 50Ohm Gold Plt

Documents

Product Drawings

IDC LOW PRO HDR 10P VERT BLUE

English

CAD Files

3D PDF

3D

Customer View Model

ENG_CVM_CVM_2-1761603-3_A.2d_dxf.zip

English

Customer View Model

ENG_CVM_CVM_2-1761603-3_A.3d_igs.zip

English

Customer View Model

ENG_CVM_CVM_2-1761603-3_A.3d_stp.zip

English

By downloading the CAD file I accept and agree to the Terms and Conditions of use.

Product Specifications

Product Specification

English

Product Environmental Compliance

MD_2-1761603-3_04052018855_dmtec

English

MD_2-1761603-3_04052018855_dmtec

English

Agency Approvals

UL Report

English