

AMP-LATCH


TE Internal #: 2-1761711-8

Ribbon Cable Connectors, Wire-to-Board, 24 Position, 2.54mm [.1in] Centerline, Vertical, Through Hole - Solder, Row-to-Row Spacing 2.54 mm [.1 in]

[View on TE.com >](#)



Connectors > PCB Connectors > Wire-to-Board Connectors > FFC, FPC & Ribbon Connectors > Ribbon Cable Connectors



Connector System: **Wire-to-Board**

Number of Positions: **24**

Centerline (Pitch): **2.54 mm [.1 in]**

PCB Mount Retention: **Without**

PCB Mount Orientation: **Vertical**

Features

Product Type Features

Connector Type	Header
Ribbon Cable Connector Header Type	Pin Header
Connector Mating Latch & Lock Type	Long
Connector Product Type	Connector Assembly
Connector System	Wire-to-Board
Connector & Housing Type	Plug
Connector & Contact Terminates To	Printed Circuit Board

Configuration Features

Number of Positions	24
PCB Mount Orientation	Vertical
Number of Rows	2

Body Features

Connector Profile	Low
-------------------	-----

Contact Features

Mating Square Post Dimension	.64 mm[.025 in]
PCB Contact Termination Area Plating Material Thickness	2.54 µm[100 µin]
Contact Type	Pin
Contact Mating Area Plating Material Thickness	.762 µm[30 µin]



Contact Mating Area Plating Material	Gold Flash
Contact Shape & Form	Square
Contact Underplating Material	Nickel
PCB Contact Termination Area Plating Material	Tin
Contact Base Material	Phosphor Bronze

Termination Features

Round Termination Post & Tail Diameter	.64 mm[.025 in]
Termination Post & Tail Length	4.11 mm[.162 in]
Termination Method to Printed Circuit Board	Through Hole - Solder

Mechanical Attachment

Mating Alignment	With
PCB Mount Alignment	Without
Panel Mount Feature	Without
PCB Mount Retention	Without
Mating Alignment Type	Center
Mating Retention	With
Mating Retention Type	Ejection Latch
Connector Mounting Type	Board Mount

Housing Features

Mating Entry Location	Top
Housing Material	PBT
Housing Color	Blue
Centerline (Pitch)	2.54 mm[.1 in]

Dimensions

Shrouded End Dimension	3.76 mm[.148 in]
Connector Length	38.1 mm[1.5 in]
Connector Height	10.26 mm[.4 in]
Row-to-Row Spacing	2.54 mm[.1 in]

Usage Conditions

Housing Temperature Rating	High
----------------------------	------

Operation/Application

Circuit Application	Signal
---------------------	--------



Industry Standards

UL Flammability Rating	UL 94V-0
------------------------	----------

Packaging Features

Packaging Quantity	50
Packaging Method	Package

Other

Comment	For Use With AMP-Latch Receptacle
---------	-----------------------------------

Product Compliance

For compliance documentation, visit the product page on TE.com>


EU RoHS Directive 2011/65/EU	Compliant
EU ELV Directive 2000/53/EC	Compliant
China RoHS 2 Directive MIIT Order No 32, 2016	No Restricted Materials Above Threshold
EU REACH Regulation (EC) No. 1907/2006	Current ECHA Candidate List: JAN 2021 (211) Candidate List Declared Against: JUN 2013 (144) SVHC > Threshold: Not Yet Reviewed
Halogen Content	Not Yet Reviewed for halogen content
Solder Process Capability	Wave solder capable to 265°C

Product Compliance Disclaimer


This information is provided based on reasonable inquiry of our suppliers and represents our current actual knowledge based on the information they provided. This information is subject to change. The part numbers that TE has identified as EU RoHS compliant have a maximum concentration of 0.1% by weight in homogenous materials for lead, hexavalent chromium, mercury, PBB, PBDE, DBP, BBP, DEHP, DIBP, and 0.01% for cadmium, or qualify for an exemption to these limits as defined in the Annexes of Directive 2011/65/EU (RoHS2). Finished electrical and electronic equipment products will be CE marked as required by Directive 2011/65/EU. Components may not be CE marked. Additionally, the part numbers that TE has identified as EU ELV compliant have a maximum concentration of 0.1% by weight in homogenous materials for lead, hexavalent chromium, and mercury, and 0.01% for cadmium, or qualify for an exemption to these limits as defined in the Annexes of Directive 2000/53/EC (ELV). Regarding the REACH Regulations, TE’s information on SVHC in articles for this part number is still based on the European Chemical Agency (ECHA) ‘Guidance on requirements for substances in articles’(Version: 2, April 2011), applying the 0.1% weight on weight concentration threshold at the finished product level. TE is aware of the European Court of Justice ruling of September 10th, 2015 also known as O5A (Once An Article Always An Article) stating that, in case of ‘complex object’, the threshold for a SVHC must be applied to both the product as a whole and simultaneously to each of the articles forming part of its composition. TE has evaluated this ruling based on the new ECHA “Guidance on requirements for substances in articles” (June 2017, version 4.0) and will be updating its statements accordingly.

Compatible Parts







TE Part # CAT-AM71-A8502
Bus Connector: Strain Relief, ATA




TE Part # 1658620-5
24 NOVO MIL 15DP, LEAD FREE




TE Part # 1658621-5
24 NOVO MIL/CTR 15DP, LEAD FREE




TE Part # 1658622-5
24 NOVO MIL/CTR 30DP, LEAD FREE




TE Part # 1658623-5
24 NOVO MIL 30DP, LEAD FREE



TE Part # 2-1658527-5
622-2441LF=FSKT IDC S 24 30AU




TE Part # CAT-AM71-A85022
Female Socket Connectors: Strain Relief




TE Part # 1-1658528-6
636-2430LF=FEM SKT BLD POL


Customers Also Bought




TE Part #0462-209-16141
DEUTSCH SOLID CONTACTS




TE Part #1-1888381-3
IDC LOW PRO HDR 40P VERT LG LA




TE Part #1624246-4
RSS3 120R 5% AMMO PK




TE Part #W6P
DEUTSCH DT WEDGELOCKS



TE Part #114017-ZZ
DEUTSCH SEALING PLUGS



TE Part #1-480698-0
02P UMNL PLUG HSG NATL



TE Part #1617343-5
HFW1230G01=M39016/6-112L

Documents

Product Drawings
IDC LOW PRO HDR 24P VERT LG LA
English

CAD Files
3D PDF
3D
Customer View Model
ENG_CVM_CVM_2-1761711-8_C.2d_dxf.zip



English

Customer View Model

[ENG_CVM_CVM_2-1761711-8_C.3d_igs.zip](#)

English

Customer View Model

[ENG_CVM_CVM_2-1761711-8_C.3d_stp.zip](#)

English

By downloading the CAD file I accept and agree to the [Terms and Conditions](#) of use.

Agency Approvals

[UL Report](#)

English