2-292208-6 ✔ ACTIVE

AMP Mini CT

TE Internal #: 2-292208-6

AMP Mini CT, PCB Mount Header, Vertical, Wire-to-Board, 26 Position, 1.5mm [.059in] Centerline, 2 Row, Pre-Tin, Gray Housing Color, Fully Shrouded

View on TE.com >

Connectors > PCB Connectors > Wire-to-Board Connectors > Wire-to-Board Headers & Receptacles > MINI COMMON TERMINATION HEADERS



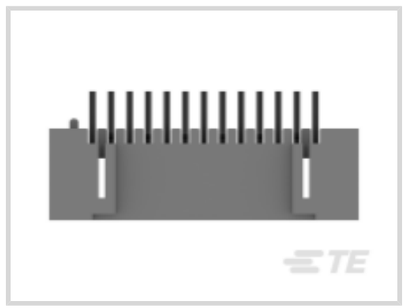



PCB Connector Assembly Type: **PCB Mount Header**

PCB Mount Orientation: **Vertical**

Connector System: **Wire-to-Board**

Number of Positions: **26**

Centerline (Pitch): **1.5 mm [.059 in]**

All MINI COMMON TERMINATION HEADERS (341)

Features

Product Type Features

PCB Connector Assembly Type	PCB Mount Header
Connector System	Wire-to-Board
Header Type	Fully Shrouded
Sealable	No
Connector & Contact Terminates To	Printed Circuit Board

Configuration Features

PCB Mount Orientation	Vertical
Number of Positions	26
Number of Rows	2

Electrical Characteristics

Operating Voltage	50 VAC

Contact Features

Contact Layout	Staggered
Contact Mating Area Length	2.4 mm[.095 in]
Mating Square Post Dimension	.5 mm[.02 in]
Contact Retention Within Housing	Without
PCB Contact Termination Area Plating Material Thickness	1 µm[39.37 µin]
Contact Shape & Form	Square
PCB Contact Termination Area Plating Material	Pre-Tin
Contact Base Material	Brass
Contact Mating Area Plating Material	Pre-Tin
Contact Mating Area Plating Material Finish	Matte
Contact Mating Area Plating Material Thickness	1 µm[39.37 µin]
Contact Type	Pin
Contact Current Rating (Max)	2 A

Termination Features

Square Termination Post & Tail Dimension	.5 mm[.02 in]
Termination Post & Tail Length	3 mm[.118 in]
Termination Method to Printed Circuit Board	Through Hole - Solder

Mechanical Attachment

PCB Mount Alignment Type	Locating Posts
Mating Alignment Type	Polarization
Mating Alignment	With
PCB Mount Retention Type	Kinked Legs
PCB Mount Alignment	With
Mating Retention	With
PCB Mount Retention	With
Connector Mounting Type	Board Mount

Housing Features

Centerline (Pitch)	1.5 mm[.059 in]
Housing Color	Gray
Housing Material	Nylon (G.F)

Dimensions

Connector Length	24.99 mm[.983 in]
Connector Height	7.4 mm[.291 in]

Connector Width	8.3 mm[.326 in]
PCB Thickness (Recommended)	1.6 mm[.063 in]
Row-to-Row Spacing	2 mm[.079 in]
Wire Size	28 – 24 AWG

Usage Conditions

Operating Temperature Range	-22 – 221 °C[-30 – 105 °F]

Operation/Application

Assembly Process Feature	Pick and Place Cover
Circuit Application	Signal

Industry Standards

UL Flammability Rating	UL 94V-0
Agency/Standard	CSA
Agency/Standard Number	CSA, UL
CSA File Number	LR 7189-133
UL File Number	E28476

Packaging Features

Packaging Quantity	850
Packaging Method	Box & Tray

Product Compliance

For compliance documentation, visit the product page on TE.com>

EU RoHS Directive 2011/65/EU	Compliant
EU ELV Directive 2000/53/EC	Compliant
China RoHS 2 Directive MIIT Order No 32, 2016	No Restricted Materials Above Threshold
EU REACH Regulation (EC) No. 1907/2006	Current ECHA Candidate List: JAN 2021 (211) Candidate List Declared Against: JAN 2020 (205) SVHC > Threshold: Not Yet Reviewed
Halogen Content	Not Low Halogen - contains Br or Cl > 900 ppm.
Solder Process Capability	Wave solder capable to 265°C

Product Compliance Disclaimer

This information is provided based on reasonable inquiry of our suppliers and represents our current actual knowledge based on the information they provided. This information is subject to change. The part numbers that TE has identified as EU RoHS compliant have a maximum concentration of 0.1% by weight in homogenous materials for lead, hexavalent chromium, mercury, PBB, PBDE, DBP, BBP, DEHP, DIBP, and 0.01% for cadmium, or qualify for an exemption to these limits as defined in the Annexes of Directive 2011/65/EU (RoHS2). Finished electrical and electronic equipment products will be CE marked as required by Directive 2011/65/EU. Components may not be CE marked. Additionally, the part numbers that TE has identified as EU ELV compliant have a maximum concentration of 0.1% by weight in homogenous materials for lead, hexavalent chromium, and mercury, and 0.01% for cadmium, or qualify for an exemption to these limits as defined in the Annexes of Directive 2000/53/EC (ELV). Regarding the REACH Regulation, the information TE provides on SVHC in articles for this part number is based on the latest European Chemicals Agency (ECHA) 'Guidance on requirements for substances in articles' posted at this URL: https://echa.europa.eu/guidance-documents/guidance-on-reach

Compatible Parts



TE Part # CAT-AM7053-H8172
Mini Common Termination (CT) Housings



TE Part # 1-353293-3
MINI CT MT REC ASSY 13P GRAY



TE Part # 2-353294-6
AMP MINI D/R HDR HSG 26P NATU

Also in the Series | AMP Mini CT



PCB Connector Mounting(10)



Wire-to-Board Connector Assemblies & Housings(172)



Wire-to-Board Connector Contacts(4)



Wire-to-Board Headers & Receptacles (332)

Customers Also Bought



TE Part #1-292250-2
CT 2mm Post Header Assembly Box H Kink



TE Part #1-292207-5
MINI COMMON TERMINATION HEADERS



TE Part #1612257-7
MINI CT DRAWER RECEPTACLE HOUSINGS



TE Part #1-292138-8
CT 2mm Dbl Row Assembly: Horizontal



TE Part #179316-4
HYBRID MINI DRAWER REC CONT.#1



TE Part #179317-4
HYBRID MINI DRAWER REC CONT.#2



TE Part #6-353293-8
MINI CT MT REC ASSY 18P BLUR

Documents

Product Drawings

MINI CT D/R DIP 26P V NAT

English

CAD Files

3D PDF

3D

3D PDF

English

Customer View Model

ENG_CVM_2-292208-6_O.3d_igs.zip

English

Customer View Model

ENG_CVM_2-292208-6_O.3d_stp.zip

English

Customer View Model

ENG_CVM_2-292208-6_O.2d_dxf.zip

English

Customer View Model

ENG_CVM_CVM_2-292208-6_E.2d_dxf.zip

English

Customer View Model

ENG_CVM_CVM_2-292208-6_E.3d_igs.zip

English

Customer View Model

ENG_CVM_CVM_2-292208-6_E.3d_stp.zip

English

By downloading the CAD file I accept and agree to the Terms and Conditions of use.

Datasheets & Catalog Pages

6-1773454-5_AMP_Mini_CT_Connector_Series_QRG

English

Product Specifications

Application Specification

English

Agency Approvals

UL

English