2-487378-5 ✔ ACTIVE

TE Internal #: 2-487378-5

FFC Connectors, Housing, Wire-to-Board, 34 Position, 2.54mm [.1in] Centerline, 1 Row, Socket, Package, Wire & Cable, Normal, Straight

View on TE.com >

Connectors > PCB Connectors > Wire-to-Board Connectors > FFC, FPC & Ribbon Connectors > FFC Connectors > 2.54mm FFC Connectors Receptacle Housing



FFC Connector Product Type: **Housing**

Connector System: **Wire-to-Board**

Number of Positions: **34**

Centerline (Pitch): **2.54 mm [.1 in]**

Number of Rows: **1**

All 2.54mm FFC Connectors Receptacle Housing (143)

Features

Product Type Features

Connector & Housing Type	Receptacle
FFC Connector Product Type	Housing
Connector System	Wire-to-Board
Sealable	No
Connector & Contact Terminates To	Wire & Cable
Insertion Force Type	Normal

Configuration Features

Compatible With Wire & Cable Type	FFC
Number of Positions	34
Number of Rows	1

Electrical Characteristics

Operating Voltage	300 VACrms
Dielectric Withstanding Voltage (Max)	720 VAC
Insulation Resistance	5000 MΩ

Contact Features

Contact Type	Socket

Mechanical Attachment

Mating Retention	Without
Mating Alignment	Without
Panel Mount Feature	Without
Connector Mounting Type	Cable Mount (Free-Hanging)

Housing Features

Housing Material	Thermoplastic
Centerline (Pitch)	2.54 mm[.1 in]
FFC Cable Entry	Straight
Housing Color	Black

Usage Conditions

Operating Temperature Range	-65 – 105 °C[-85 – 221 °F]

Operation/Application

Circuit Application	Signal

Industry Standards

UL Flammability Rating	UL 94V-0

Packaging Features

Packaging Quantity	1
Packaging Method	Package

Product Compliance

For compliance documentation, visit the product page on TE.com>

EU RoHS Directive 2011/65/EU	Compliant
EU ELV Directive 2000/53/EC	Compliant
China RoHS 2 Directive MIIT Order No 32, 2016	No Restricted Materials Above Threshold
EU REACH Regulation (EC) No. 1907/2006	Current ECHA Candidate List: JAN 2021 (211) Candidate List Declared Against: JAN 2021 (211) Does not contain REACH SVHC
Halogen Content	Not Low Halogen - contains Br or Cl > 900 ppm.
Solder Process Capability	Not applicable for solder process capability

Product Compliance Disclaimer

This information is provided based on reasonable inquiry of our suppliers and represents our current actual knowledge based on the information they provided. This information is subject to change. The part numbers that TE has identified as EU RoHS compliant have a maximum concentration of 0.1% by weight in homogenous materials for lead, hexavalent chromium, mercury, PBB, PBDE, DBP, BBP, DEHP, DIBP, and 0.01% for cadmium, or qualify for an exemption to these limits as defined in the Annexes of Directive 2011/65/EU (RoHS2). Finished electrical and electronic equipment products will be CE marked as required by Directive 2011/65/EU. Components may not be CE marked. Additionally, the part numbers that TE has identified as EU ELV compliant have a maximum concentration of 0.1% by weight in homogenous materials for lead, hexavalent chromium, and mercury, and 0.01% for cadmium, or qualify for an exemption to these limits as defined in the Annexes of Directive 2000/53/EC (ELV). Regarding the REACH Regulation, the information TE provides on SVHC in articles for this part number is based on the latest European Chemicals Agency (ECHA) 'Guidance on requirements for substances in articles' posted at this URL: https://echa.europa.eu/guidance-documents/guidance-on-reach

Compatible Parts



TE Part # CAT-F439-S01339254
2.54mm FFC Connectors Socket Contacts

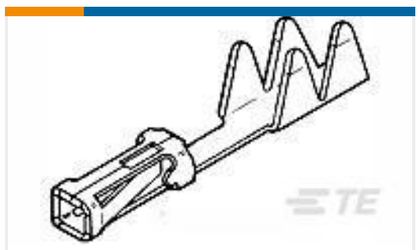

TE Part # 1761852-1
FFC RCPT HP 100SNPB RL NO LUBE

Customers Also Bought



TE Part #2-487378-1
2.54mm FFC Connectors Receptacle Housing



TE Part #2-87230-5
50 MODII HDR DRRA UNSHRD .100

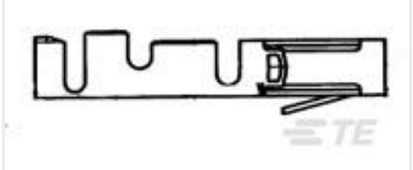

TE Part #280422-1
AMPMODU II CONTACT RECEPTACLE



TE Part #1617120-8
J1MSW-6XP = M39016/10-019P



TE Part #8-1768034-1
LKZ VINYL ELECTRIC SYMBOL LABELS

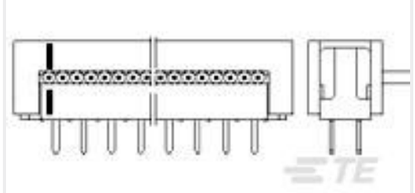

TE Part #2-216792-6
AMP LATCH ASSY 26 PO

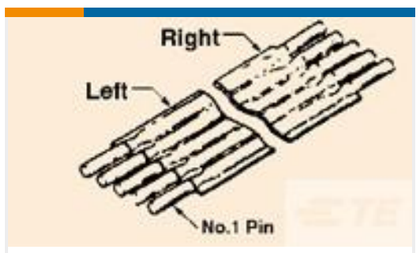

TE Part #3-1437195-7
FST-21.5A

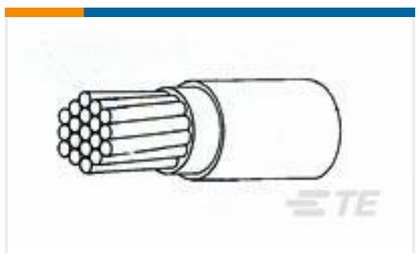

TE Part #282048-000
44A0111-24-8

Documents

Product Drawings

034 HOUSING FFC RCPT 100CL SR

English

CAD Files

3D PDF

3D

Customer View Model

ENG_CVM_CVM_2-487378-5_AE.2d_dxf.zip

English

Customer View Model

ENG_CVM_CVM_2-487378-5_AE.3d_igs.zip

English

Customer View Model

ENG_CVM_CVM_2-487378-5_AE.3d_stp.zip

English

By downloading the CAD file I accept and agree to the Terms and Conditions of use.

Product Specifications

Application Specification

English

Instruction Sheets

Instruction Sheet (U.S.)

English

Extraction Tools

English

Agency Approvals

CSA Certificate

English