



Connectors > Rectangular Connectors > Rectangular Connector Hoods & Bases



Hood & Base Connector Product Type: Hood

Cable Entry Location: Top & Side

Hood & Base Locking Device Type: Locking Clip

Sealable: Yes

Circuit Application: Power & Signal

Features

Product Type Features

Product Size	10
Hood & Base Connector Product Type	Hood
Sealable	Yes

Body Features

Material	Die Cast Aluminum
Cable Entry Location	Top & Side

Mechanical Attachment

Screw & Hole Thread Size	M50
Hood & Base Locking Device Type	Locking Clip

Usage Conditions

Corrosion Protected	Yes
---------------------	-----

Operation/Application

Circuit Application	Power & Signal
---------------------	----------------

Product Compliance




For compliance documentation, visit the product page on TE.com>

EU RoHS Directive 2011/65/EU	Compliant
EU ELV Directive 2000/53/EC	Compliant
China RoHS 2 Directive MIIT Order No 32, 2016	No Restricted Materials Above Threshold
EU REACH Regulation (EC) No. 1907/2006	Current ECHA Candidate List: JAN 2021 (211) Candidate List Declared Against: JAN 2021 (211) Does not contain REACH SVHC
Halogen Content	Not Yet Reviewed for halogen content
Solder Process Capability	Not reviewed for solder process capability


Product Compliance Disclaimer

This information is provided based on reasonable inquiry of our suppliers and represents our current actual knowledge based on the information they provided. This information is subject to change. The part numbers that TE has identified as EU RoHS compliant have a maximum concentration of 0.1% by weight in homogenous materials for lead, hexavalent chromium, mercury, PBB, PBDE, DBP, BBP, DEHP, DIBP, and 0.01% for cadmium, or qualify for an exemption to these limits as defined in the Annexes of Directive 2011/65/EU (RoHS2). Finished electrical and electronic equipment products will be CE marked as required by Directive 2011/65/EU. Components may not be CE marked. Additionally, the part numbers that TE has identified as EU ELV compliant have a maximum concentration of 0.1% by weight in homogenous materials for lead, hexavalent chromium, and mercury, and 0.01% for cadmium, or qualify for an exemption to these limits as defined in the Annexes of Directive 2000/53/EC (ELV). Regarding the REACH Regulation, the information TE provides on SVHC in articles for this part number is based on the latest European Chemicals Agency (ECHA) 'Guidance on requirements for substances in articles' posted at this URL: <https://echa.europa.eu/guidance-documents/guidance-on-reach>


Compatible Parts




TE Part # T1410322000-000
H32B-AG




TE Part # T2040322101-000
HE-016-M 17-32




TE Part # T1440322150-000
H32B-SGR-M50



TE Part # T1440322250-000
H32B-SGR-2M50



TE Part # T1710322150-000
H32B-TBF-M50



TE Part # T3609500102-000
DLX-50-M

Also in the Series | [HDC IP65](#)



Rectangular Connector Hoods & Bases (1258)

Customers Also Bought



TE Part #178289-8
DYNAMIC 3100 REC AND TAB HSG




TE Part #T4133012021-000
M12 Panel Mount Solder Cups



TE Part #5-103908-1
02 MTE HDR SRST LATCH W/HLDWN



TE Part #175855-1
DYNAMIC KEYING PLUG FOR REC



TE Part #5-103908-2
03 MTE HDR SRST LATCH W/HLDWN



TE Part #1-175195-3
DYNAMIC 3000 CONTACT



TE Part #3-2172066-2
M12.FMLE.PNLREAR.DCODE.4P.
PCBSTD.RA.SHLD

Documents

Product Drawings

H32B-TG-M50

English

CAD Files

3D PDF

3D

Customer View Model

ENG_CVM_CVM_T1220320150-000_A.2d_dxf.zip

English

Customer View Model

ENG_CVM_CVM_T1220320150-000_A.3d_igs.zip

English

Customer View Model

ENG_CVM_CVM_T1220320150-000_A.3d_stp.zip

English

By downloading the CAD file I accept and agree to the [Terms and Conditions](#) of use.



Datasheets & Catalog Pages

Heavy Duty Connectors

English

HEAVY DUTY CONNECTORS

English

Product Specifications

Application Specification

English