5102155-6 ✔ ACTIVE

AMP-LATCH | AMP-LATCH Universal Headers

TE Internal #: 5102155-6

AMP-LATCH Universal Headers, Ribbon Cable Connectors, Wire-to-Board, 26 Position, 2.54mm [.1in] Centerline, Vertical, Through Hole - Solder

View on TE.com >

Connectors > PCB Connectors > Wire-to-Board Connectors > FFC, FPC & Ribbon Connectors > Ribbon Cable Connectors > AMP-LATCH UNIVERSAL HEADERS







Connector System: **Wire-to-Board**

Number of Positions: **26**

Centerline (Pitch): **2.54 mm [.1 in]**

PCB Mount Retention: **With**

PCB Mount Retention Type: **Screw Mount**

All AMP-LATCH UNIVERSAL HEADERS (525)

Features

Product Type Features

Connector Type	Header
Ribbon Cable Connector Header Type	Universal Ejection Pin Headers
Connector Product Type	Connector Assembly
Connector System	Wire-to-Board
Connector & Housing Type	Plug
Connector & Contact Terminates To	Printed Circuit Board

Configuration Features

Number of Positions	26
PCB Mount Orientation	Vertical
Number of Rows	2

Electrical Characteristics

Insulation Resistance	5000 MΩ

Operating Voltage	250 VAC

Body Features

Connector Profile	Standard

Contact Features

Mating Square Post Dimension	.64 mm[.025 in]
PCB Contact Termination Area Plating Material Thickness	2.54 µm[100 µin]
Contact Type	Pin
	15 µin
Contact Mating Area Plating Material	Gold, Gold Flash
Contact Shape & Form	Square
Contact Underplating Material	Nickel
PCB Contact Termination Area Plating Material	Tin
Contact Base Material	Phosphor Bronze
Contact Current Rating (Max)	1 A

Termination Features

Round Termination Post & Tail Diameter	.64 mm[.025 in]
Termination Post & Tail Length	3.94 mm[.155 in]
Termination Method to Printed Circuit Board	Through Hole - Solder

Mechanical Attachment

Mating Alignment	With
PCB Mount Alignment	Without
Panel Mount Feature	Without
PCB Mount Retention	With
PCB Mount Retention Type	Screw Mount
Mating Alignment Type	Center, Dual Polarizing Bar
Mating Retention	With
Mating Retention Type	Ejection Latch
Connector Mounting Type	Board Mount

Housing Features

Mating Entry Location	Top
Housing Material	Nylon - GF
Housing Color	Black

Centerline (Pitch)	2.54 mm[.1 in]

Dimensions

Shrouded End Dimension	3.81 mm[.15 in]
Connector Length	52.32 mm[2.06 in]
Connector Height	13.94 mm[.55 in]
PCB Thickness (Recommended)	3.18 mm[.125 in]
Row-to-Row Spacing	2.54 mm[.1 in]

Usage Conditions

Housing Temperature Rating	High
Operating Temperature Range	-65 – 105 °C[-85 – 221 °F]

Operation/Application

Circuit Application	Signal

Industry Standards

UL Flammability Rating	UL 94V-0

Packaging Features

Packaging Quantity	60
Packaging Method	Tray

Other

Comment	For Use With AMP-Latch Receptacle

Product Compliance

For compliance documentation, visit the product page on TE.com>

EU RoHS Directive 2011/65/EU	Compliant
EU ELV Directive 2000/53/EC	Compliant
China RoHS 2 Directive MIIT Order No 32, 2016	No Restricted Materials Above Threshold
EU REACH Regulation (EC) No. 1907/2006	Current ECHA Candidate List: JAN 2021 (211) Candidate List Declared Against: JAN 2021 (211) Does not contain REACH SVHC
Halogen Content	Not Low Halogen - contains Br or Cl > 900 ppm.
Solder Process Capability	Wave solder capable to 265°C

Product Compliance Disclaimer

This information is provided based on reasonable inquiry of our suppliers and represents our current actual knowledge based on the information they provided. This information is subject to change. The part numbers that TE has identified as EU RoHS compliant have a maximum concentration of 0.1% by weight in homogenous materials for lead, hexavalent chromium, mercury, PBB, PBDE, DBP, BBP, DEHP, DIBP, and 0.01% for cadmium, or qualify for an exemption to these limits as defined in the Annexes of Directive 2011/65/EU (RoHS2). Finished electrical and electronic equipment products will be CE marked as required by Directive 2011/65/EU. Components may not be CE marked. Additionally, the part numbers that TE has identified as EU ELV compliant have a maximum concentration of 0.1% by weight in homogenous materials for lead, hexavalent chromium, and mercury, and 0.01% for cadmium, or qualify for an exemption to these limits as defined in the Annexes of Directive 2000/53/EC (ELV). Regarding the REACH Regulation, the information TE provides on SVHC in articles for this part number is based on the latest European Chemicals Agency (ECHA) 'Guidance on requirements for substances in articles' posted at this URL: https://echa.europa.eu/guidance-documents/guidance-on-reach

Compatible Parts



TE Part # CAT-AM71-A8502
Bus Connector: Strain Relief, ATA



TE Part # CAT-AM71-A85022
Female Socket Connectors: Strain Relief



TE Part # 1-1658527-0
622-2641LF FEM SOCKT,LEAD FREE



TE Part # 1658622-6
26 NOVO MIL/CTR 30DP,LEAD FREE



TE Part # 1-1658526-5
609-2630LF FEM SOCKT,LEAD FREE



TE Part # 1658620-6
26 NOVO MIL 15DP, LEAD FREE



TE Part # 1658621-6
26 NOVO MIL/CTR 15DP,LEAD FREE



TE Part # 1-1658526-6
609-2641LF FEM SOCKT,LEAD FREE



TE Part # 1658623-6
26 NOVO MIL 30DP, LEAD FREE



TE Part # 1658527-9
622-2630LF FEM SOCKT,LEAD FREE



TE Part # 1658624-6
26 NOVO DUAL 30DP, LEAD FREE



TE Part # 1-1658528-7
636-2630LF=FEM SKT BLADE POL 1

Also in the Series | AMP-LATCH Universal Headers



Ribbon Cable Connectors(525)



Ribbon Connector Accessories(14)

Customers Also Bought

TE Part #1461402-6
STD OEG Miniature PCB OJ/OJE Pow Relays



TE Part #1-5102155-0
AMP-LATCH UNIVERSAL HEADERS



TE Part #87224-6
06 MODII HDR SRST UNSHRD .100



TE Part #1625854-2
0805 PROBE PAD



TE Part #1625854-3
0603 PROBE PAD



TE Part #1676480-3
CRG0402 1% 10K



TE Part #102320-1
Universal Headers: Ejector Latch

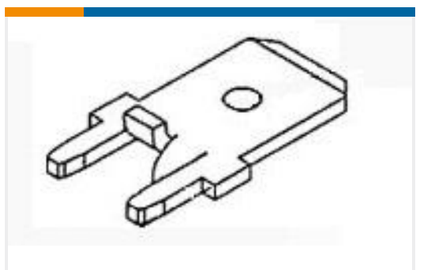

TE Part #1217861-1
250 FASTON,PCB TAB,TCBR



TE Part #147377-8
100 SYS50 SMT HDRDR SHD W/O HD

Documents

Product Drawings

A/L UNIV HDR 26P VERT

English

CAD Files

3D PDF

3D

Customer View Model

ENG_CVM_CVM_5102155-6_B.2d_dxf.zip

English

Customer View Model

ENG_CVM_CVM_5102155-6_B.3d_igs.zip

English

Customer View Model

ENG_CVM_CVM_5102155-6_B.3d_stp.zip

English

By downloading the CAD file I accept and agree to the Terms and Conditions of use.

Datasheets & Catalog Pages

Ribbon Cable Interconnect Solutions

English

Product Specifications

Product Specification

English

Product Environmental Compliance

TE Material Declaration

English

Agency Approvals

Agency Approval Document

English