102448-8 ✔ ACTIVE

AMPMODU

TE Internal #: 102448-8

Connector Assembly, Receptacle, Wire-to-Board, 20 Position, 2.54 mm [.1in] Centerline, Insulation Displacement Crimp (IDC), 2 Row

View on TE.com >

Connectors > PCB Connectors > Wire-to-Board Connectors > Wire-to-Board Connector Assemblies & Housings



Connector Product Type: **Connector Assembly**

Connector & Housing Type: **Receptacle**

Connector System: **Wire-to-Board**

Number of Positions: **20**

Centerline (Pitch): **2.54 mm [.1 in]**

Features

Product Type Features

Applied Pressure	Standard
Connector Product Type	Connector Assembly
Connector & Housing Type	Receptacle
Connector System	Wire-to-Board
Sealable	No
Connector & Contact Terminates To	Wire & Cable

Configuration Features

Number of Positions	20
Number of Rows	2

Electrical Characteristics

Termination Resistance	12 mΩ
Insulation Resistance	5000 MΩ
Dielectric Withstanding Voltage (Max)	750 V

Contact Features

Contact Type	Socket
PCB Contact Termination Area Plating Material	Tin-Lead
Contact Base Material	Copper Alloy
Contact Current Rating (Max)	3 A

Termination Features

Termination Method to Wire & Cable	Insulation Displacement Crimp (IDC)

Mechanical Attachment

Mating Retention	Without
Connector Mounting Type	Cable Mount (Free-Hanging)

Housing Features

Housing Entry Configuration	Both Ends Closed
Housing Material	Thermoplastic
Centerline (Pitch)	2.54 mm[.1 in]
Housing Color	Black

Dimensions

Connector Length	25.4 mm[1 in]
Connector Height	6.1 mm[.24 in]
Accepts Wire Insulation Diameter Range	1.27 mm[.05 in]
Wire Size	.3 – .5 mm^2
Row-to-Row Spacing	2.54 mm[.1 in]

Usage Conditions

Operating Temperature Range	-65 – 105 °C[-85 – 221 °F]

Operation/Application

Circuit Application	Signal

Industry Standards

Glow Wire Rating	Standard Part - Not Glow Wire
Approved Standards	CSA LR7189, UL E28476
UL Flammability Rating	UL 94V-0

Packaging Features

Packaging Quantity	120
Packaging Method	Tray

Product Compliance

For compliance documentation, visit the product page on TE.com>

EU RoHS Directive 2011/65/EU	Not Compliant
EU ELV Directive 2000/53/EC	Not Compliant

China RoHS 2 Directive MIIT Order No 32, 2016	Restricted Materials Above Threshold
EU REACH Regulation (EC) No. 1907/2006	Current ECHA Candidate List: JAN 2021 (211) Candidate List Declared Against: JAN 2020 (205) SVHC > Threshold: Pb (13% in COMPONENT PART) **Article Safe Usage Statements:** Do not eat, drink or smoke when using this product. Wash thoroughly after handling. Recycle if possible and dispose of the article by following all applicable governmental regulations relevant to your geographic location.
Halogen Content	Not Low Halogen - contains Br or Cl > 900 ppm.
Solder Process Capability	Not applicable for solder process capability

Product Compliance Disclaimer

This information is provided based on reasonable inquiry of our suppliers and represents our current actual knowledge based on the information they provided. This information is subject to change. The part numbers that TE has identified as EU RoHS compliant have a maximum concentration of 0.1% by weight in homogenous materials for lead, hexavalent chromium, mercury, PBB, PBDE, DBP, BBP, DEHP, DIBP, and 0.01% for cadmium, or qualify for an exemption to these limits as defined in the Annexes of Directive 2011/65/EU (RoHS2). Finished electrical and electronic equipment products will be CE marked as required by Directive 2011/65/EU. Components may not be CE marked. Additionally, the part numbers that TE has identified as EU ELV compliant have a maximum concentration of 0.1% by weight in homogenous materials for lead, hexavalent chromium, and mercury, and 0.01% for cadmium, or qualify for an exemption to these limits as defined in the Annexes of Directive 2000/53/EC (ELV). Regarding the REACH Regulation, the information TE provides on SVHC in articles for this part number is based on the latest European Chemicals Agency (ECHA) 'Guidance on requirements for substances in articles' posted at this URL: https://echa.europa.eu/guidance-documents/guidance-on-reach

Compatible Parts



TE Part # 58074-1
MTA 50/100/156 MANUAL TOOL FRAME

TE Part # 58062-1
HEAD IDC MODU MT W/O TL

TE Part # 58577-1
HAND TOOL PACKAGE (AMPMODU MT)

Customers Also Bought



TE Part #EC9896-000
ZHD-SCE LFH & FLUID RESISTANT SLEEVES

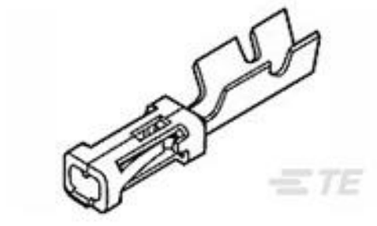

TE Part #1-87309-4
MOD V RECP LP

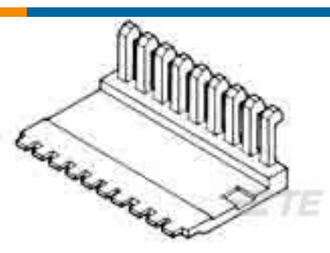

TE Part #102536-3
10 AMPMODU MT COVER DR .100CL



TE Part #102394-6
16 AMP MODU MT HSG DR .100CL

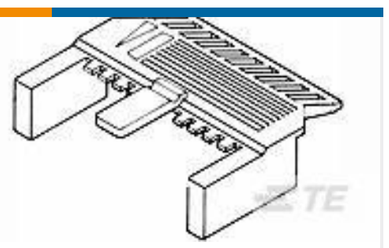

TE Part #102537-3
10 AMPMODU MT COVER DR .100CL

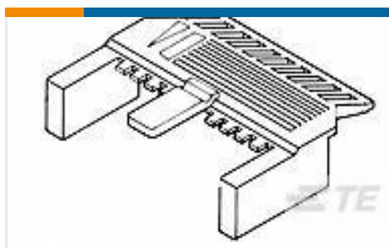

TE Part #102537-8
20 AMPMODU MT COVER DR .100CL

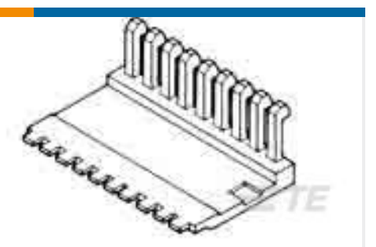

TE Part #102536-8
20 AMPMODU MT COVER DR .100CL

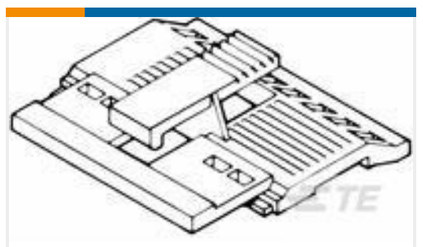

TE Part #102681-5
20 AMPMODU MT COVER DR .100CL



TE Part #103948-4
4X5 MTE SHRD PIN SR LATCH .100



TE Part #1-640719-0
02P UMNL STR/REL & INSRT NATL

Documents

Product Drawings

20 AMPMODU MT ASSY DR .100CL

English

CAD Files

3D PDF

3D

Customer View Model

ENG_CVM_CVM_102448-8_T.2d_dxf.zip

English

Customer View Model

ENG_CVM_CVM_102448-8_T.3d_igs.zip

English

Customer View Model

ENG_CVM_CVM_102448-8_T.3d_stp.zip

English

By downloading the CAD file I accept and agree to the Terms and Conditions of use.

Product Specifications

Application Specification

English

Product Environmental Compliance

TE Material Declaration

English

Instruction Sheets

Instruction Sheet (U.S.)

English

Pneumatic Pistol Grip Tool

English