# 103911-3 ✔ ACTIVE

AMPMODU | AMPMODU System 50

TE Internal #: 103911-3

AMPMODU System 50, PCB Mount Receptacle, Right Angle, Board-to-Board, 60 Position, 1.27mm [.05in] Centerline, Gold, Printed Circuit Board

View on TE.com >

Connectors > PCB Connectors > Board-to-Board Connectors > Board-to-Board Headers & Receptacles



PCB Connector Assembly Type: **PCB Mount Receptacle**

PCB Mount Orientation: **Right Angle**

Connector System: **Board-to-Board**

Number of Positions: **60**

Centerline (Pitch): **1.27 mm [ .05 in ]**

## Features

### Product Type Features

| | |
|---|---|
| PCB Connector Assembly Type | PCB Mount Receptacle |
| Connector System | Board-to-Board |
| Sealable | No |
| Connector & Contact Terminates To | Printed Circuit Board |

### Configuration Features

| | |
|---|---|
| Number of Rows | 2 |
| PCB Mount Orientation | Right Angle |
| Number of Positions | 60 |
| Board-to-Board Configuration | Perpendicular |

### Electrical Characteristics

| | |
|---|---|
| Insulation Resistance | 5000 MΩ |
| Operating Voltage | 30 VAC |

### Contact Features

| | |
|---|---|
| Mating Square Post Dimension | .38 mm[.015 in] |
| | 150 µin |
| PCB Contact Termination Area Plating Material | Tin-Lead |
| Contact Base Material | Copper Alloy |
| Contact Mating Area Plating Material | Gold |

| | |
|---|---|
| Contact Mating Area Plating Material Thickness | .762 µm[30 µin] |
| Contact Type | Socket |
| Contact Current Rating (Max) | 4 A |

## Termination Features

| | |
|---|---|
| Rectangular Termination Post & Tail Thickness | 4 mm[.016 in] |
| Rectangular Termination Post & Tail Width | .2 mm[.008 in] |
| Termination Post & Tail Length | 2.54 mm[.1 in] |
| Termination Method to Printed Circuit Board | Through Hole - Solder |

## Mechanical Attachment

| | |
|---|---|
| PCB Mount Retention Type | Hold-Down Post |
| Mating Alignment | With |
| Mating Alignment Type | Guide Slot |
| PCB Mount Retention | With |
| PCB Mount Alignment | Without |
| Connector Mounting Type | Board Mount |

## Housing Features

| | |
|---|---|
| Centerline (Pitch) | 1.27 mm[.05 in] |
| Housing Color | Black |
| Housing Material | Thermoplastic |

## Dimensions

| | |
|---|---|
| Connector Length | 5.51 mm[.217 in] |
| Connector Height | 5.51 mm[.217 in] |
| Row-to-Row Spacing | 2.54 mm[.1 in] |
| PCB Thickness (Recommended) | 1.57 mm[.062 in] |

## Usage Conditions

| | |
|---|---|
| Operating Temperature Range | -65 – 105 °C[-85 – 221 °F] |

## Operation/Application

| | |
|---|---|
| Solder Process Feature | Board Standoff |
| Circuit Application | Signal |

## Industry Standards

| | |
|---|---|
| Approved Standards | CSA LR7189, UL E28476 |
| UL Flammability Rating | UL 94V-0 |

## Packaging Features

| | |
|---|---|
| Packaging Reel Diameter | 13 mm |
| Packaging Quantity | 13 |
| Packaging Method | Box & Tube, Tube |

## Other

| | |
|---|---|
| Comment | Note 1: Hold-down posts located as shown for 20 through 100-position receptacles., Note 2: Hold-down posts located as shown for 10, 60, 80 and 100-position receptacles. |

# Product Compliance

For compliance documentation, visit the product page on TE.com>

| | |
|---|---|
| EU RoHS Directive 2011/65/EU | Not Compliant |
| EU ELV Directive 2000/53/EC | Not Compliant |
| China RoHS 2 Directive MIIT Order No 32, 2016 | Restricted Materials Above Threshold |
| EU REACH Regulation (EC) No. 1907/2006 | Current ECHA Candidate List: JAN 2021 (211)<br>Candidate List Declared Against: JAN 2020 (205)<br>SVHC > Threshold:<br>Pb (13% in COMPONENT PART)<br>**Article Safe Usage Statements:**<br>Do not eat, drink or smoke when using this product. Wash thoroughly after handling. Recycle if possible and dispose of the article by following all applicable governmental regulations relevant to your geographic location. |
| Halogen Content | Low Halogen - Br, Cl, F, I < 900 ppm per homogenous material. Also BFR/CFR/PVC Free |
| Solder Process Capability | Wave solder capable to 260°C |

Product Compliance Disclaimer

This information is provided based on reasonable inquiry of our suppliers and represents our current actual knowledge based on the information they provided. This information is subject to change. The part numbers that TE has identified as EU RoHS compliant have a maximum concentration of 0.1% by weight in homogenous materials for lead, hexavalent chromium, mercury, PBB, PBDE, DBP, BBP, DEHP, DIBP, and 0.01% for cadmium, or qualify for an exemption to these limits as defined in the Annexes of Directive 2011/65/EU (RoHS2). Finished electrical and electronic equipment products will be CE marked as required by Directive 2011/65/EU. Components may not be CE marked. Additionally, the part numbers that TE has identified as EU ELV compliant have a maximum concentration of 0.1% by weight in homogenous materials for lead, hexavalent chromium, and mercury, and 0.01% for cadmium, or qualify for an exemption to these limits as defined in the Annexes of Directive 2000/53/EC (ELV). Regarding the REACH Regulation, the information TE provides on SVHC in articles for this part number is based on the latest European Chemicals Agency (ECHA) 'Guidance on requirements for substances in articles' posted at this URL: https://echa.europa.eu/guidance-documents/guidance-on-reach

# Compatible Parts



TE Part # 1-103916-4
60 SYSTEM 50 HDR DRST UNSHRD



TE Part # 1-104118-4
60 SYSTEM 50 HDR DRRA UNSHRD



TE Part # 104076-2
60 SYS50 HDR DRST SHRD W/SLOT

## Also in the Series | AMPMODU System 50



Board-to-Board Headers & Receptacles(951)



Wire-to-Board Headers & Receptacles (63)

## Customers Also Bought

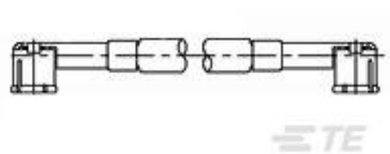

TE Part #1064309-1
9950 1200 23



TE Part #225532-4
SMA PLUG FLEX



TE Part #2176398-1
3502 13K 1%



TE Part #2176398-3
3502 16K 1%

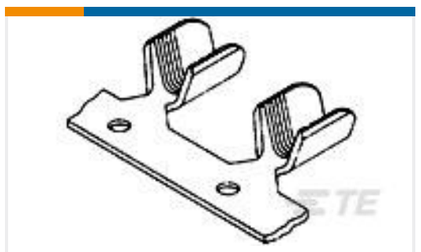

TE Part #63621-2
SPLICE S-MINI/AMVAR 0098TPCUBR



TE Part #201334-1
TYPE II CONTACTS



TE Part #202757-3
6 PL. FEM. BLOCK



TE Part #1-87175-3
06 LOCKING CLIP HSG SR MRKD



TE Part #2-2172068-2
M8 FEMALE R/A PNL.3P.PCB (AU)



TE Part #1064303-1
9950 1100 23,OSMT CABLE ASSY

# Documents

## Product Drawings

60 SYSTEM 50 RCPT ASSY DRRA

English

## CAD Files

3D PDF

3D

Customer View Model

ENG_CVM_CVM_103911-3_V.2d_dxf.zip

English

Customer View Model

ENG_CVM_CVM_103911-3_V.3d_igs.zip

English

Customer View Model

ENG_CVM_CVM_103911-3_V.3d_stp.zip

English

By downloading the CAD file I accept and agree to the Terms and Conditions of use.

## Product Specifications

Application Specification

English

## Product Environmental Compliance

TE Material Declaration

English