1-2106751-4 ✔ ACTIVE

LUMAWISE | Insulation Displacement Connectors Closed End

TE Internal #: 1-2106751-4

Insulation Displacement Connectors Closed End, Poke-In Connectors, Wire-to-Board, 4 Position, .16mm [4in] Centerline, Printed Circuit Board

View on TE.com >

Connectors > Lighting Connectors > Poke-In Connectors



Connector System: **Wire-to-Board**

Number of Positions: **4**

Centerline (Pitch): **.16 mm [4 in]**

Sealable: **No**

Connector & Contact Terminates To: **Printed Circuit Board**

Features

Product Type Features

Connector Type	Connector Assembly
Connector Style	Receptacle
Connector System	Wire-to-Board
Sealable	No
Connector & Contact Terminates To	Printed Circuit Board

Configuration Features

Number of Positions	4

Contact Features

Contact Current Rating (Max)	7.5 A

Termination Features

Termination Method to Printed Circuit Board	Through Hole - Solder

Mechanical Attachment

Connector Mounting Type	Board Mount

Housing Features

Centerline (Pitch)	.16 mm[4 in]

Dimensions

Connector Height	.23 mm[5.8 in]

Wire Size	20 – 18 AWG

Usage Conditions

Operating Temperature Range	-40 – 105 °C[-40 – 221 °F]

Operation/Application

Circuit Application	Power

Product Compliance

For compliance documentation, visit the product page on TE.com>

EU RoHS Directive 2011/65/EU	Compliant with Exemptions
EU ELV Directive 2000/53/EC	Compliant
China RoHS 2 Directive MIIT Order No 32, 2016	Restricted Materials Above Threshold
EU REACH Regulation (EC) No. 1907/2006	Current ECHA Candidate List: JAN 2021 (211) Candidate List Declared Against: JAN 2021 (211) Does not contain REACH SVHC
Halogen Content	Not Low Halogen - contains Br or Cl > 900 ppm.
Solder Process Capability	Reflow solder capable to 245°C

Product Compliance Disclaimer

This information is provided based on reasonable inquiry of our suppliers and represents our current actual knowledge based on the information they provided. This information is subject to change. The part numbers that TE has identified as EU RoHS compliant have a maximum concentration of 0.1% by weight in homogenous materials for lead, hexavalent chromium, mercury, PBB, PBDE, DBP, BBP, DEHP, DIBP, and 0.01% for cadmium, or qualify for an exemption to these limits as defined in the Annexes of Directive 2011/65/EU (RoHS2). Finished electrical and electronic equipment products will be CE marked as required by Directive 2011/65/EU. Components may not be CE marked. Additionally, the part numbers that TE has identified as EU ELV compliant have a maximum concentration of 0.1% by weight in homogenous materials for lead, hexavalent chromium, and mercury, and 0.01% for cadmium, or qualify for an exemption to these limits as defined in the Annexes of Directive 2000/53/EC (ELV). Regarding the REACH Regulation, the information TE provides on SVHC in articles for this part number is based on the latest European Chemicals Agency (ECHA) 'Guidance on requirements for substances in articles' posted at this URL: https://echa.europa.eu/guidance-documents/guidance-on-reach

Compatible Parts



TE Part # 1-2106489-4
Connector, Thru Hole-IDC, 4 pos, 20AWG

Also in the Series | Insulation Displacement Connectors Closed End



Ballast Connectors(23)



Poke-In Connectors(66)



Wire-to-Board Headers & Receptacles (1)

Customers Also Bought



TE Part #1-2273114-4
M12 MS-FS DOUBLE END CABLE ASSY BL



TE Part #2322590-1
Panel Label



TE Part #2-2106751-4
Connector, Thru Hole-IDC, 4 pos, 22AWG



TE Part #8-2176390-5
RQ 1206 8K66 0.1% 10PPM 5K RL

TE Part #1-2106751-2
Connector, Thru Hole-IDC, 2 pos, 20AWG

TE Part #1969590-8
HSG, REC, PANEL MOUNT, SINGLE ROW,EP2.5

TE Part #2-2106751-2
Connector, Thru Hole-IDC, 2 pos, 22AWG

TE Part #1-535541-1
13 MODIV VRT SR CE 100/115



TE Part #2314878-5
5P,2MM,B-B,REC,SRVT,2.7,0.76AU,TB

Documents

Product Drawings

Connector, Thru Hole-IDC, 4 pos, 20AWG

English

CAD Files

3D PDF

3D

Customer View Model

ENG_CVM_CVM_1-2106751-4_B.2d_dxf.zip

English

Customer View Model

ENG_CVM_CVM_1-2106751-4_B.3d_igs.zip

English

Customer View Model

ENG_CVM_CVM_1-2106751-4_B.3d_stp.zip

English

By downloading the CAD file I accept and agree to the Terms and Conditions of use.

Datasheets & Catalog Pages

IDC_SSL_CONNECTOR

English

Product Specifications

Application Specification

English

Agency Approvals

Agency Approval Document

English