144271-5 ✔ ACTIVE

AMPMODU | AMPMODU HE 13/HE 14

TE Internal #: 144271-5

AMPMODU HE 13/HE 14, Connector Assembly, Receptacle, Wire-to-Board, 5 Position, 2.54mm [.1in] Centerline, Insulation Displacement Crimp (IDC), 1 Row

View on TE.com >

Connectors > PCB Connectors > Wire-to-Board Connectors > Wire-to-Board Connector Assemblies & Housings > HE13/HE14 IDC Receptacle, SRRA, AWG26



Connector Product Type: **Connector Assembly**

Connector & Housing Type: **Receptacle**

Connector System: **Wire-to-Board**

Number of Positions: **5**

Centerline (Pitch): **2.54 mm [.1 in]**

All HE13/HE14 IDC Receptacle, SRRA, AWG26 (10)

Features

Product Type Features

Connector Product Type	Connector Assembly
Connector & Housing Type	Receptacle
Connector System	Wire-to-Board
Sealable	No
Connector & Contact Terminates To	Wire & Cable

Configuration Features

Number of Positions	5
Number of Rows	1

Electrical Characteristics

Insulation Resistance	1000 MΩ
Operating Voltage	500 V

Contact Features

Contact Layout	Inline
Contact Type	Socket
Contact Underplating Material	Nickel
Contact Base Material	Phosphor Bronze

Contact Current Rating (Max)	3 A

Termination Features

Termination Method to Wire & Cable	Insulation Displacement Crimp (IDC)

Mechanical Attachment

Strain Relief	Without
Panel Mount Feature	Without
PCB Mount Retention	Without
Mating Retention	With
Connector Mounting Type	Cable Mount (Free-Hanging)

Housing Features

Housing Entry Configuration	Both Ends Closed
Housing Material	PBT GF
Centerline (Pitch)	2.54 mm[.1 in]
Housing Color	Blue

Dimensions

Connector Length	10.16 mm[.431 in]
Connector Height	14.5 mm[.571 in]
Accepts Wire Insulation Diameter Range	1 mm[.039 in]
Wire Size	.12 mm^2
Row-to-Row Spacing	2.54 mm[.1 in]

Usage Conditions

Operating Temperature Range	-40 – 100 °C[-40 – 212 °F]

Operation/Application

Circuit Application	Signal

Industry Standards

Glow Wire Rating	Standard Part - Not Glow Wire
UL Flammability Rating	UL 94V-0

Packaging Features

Packaging Quantity	500
Packaging Method	Bulk, Loose Piece

Product Compliance

For compliance documentation, visit the product page on TE.com>

EU RoHS Directive 2011/65/EU	Compliant
EU ELV Directive 2000/53/EC	Compliant
China RoHS 2 Directive MIIT Order No 32, 2016	No Restricted Materials Above Threshold
EU REACH Regulation (EC) No. 1907/2006	Current ECHA Candidate List: JAN 2021 (211) Candidate List Declared Against: JUN 2018 (191) SVHC > Threshold: Not Yet Reviewed
Halogen Content	Not Low Halogen - contains Br or Cl > 900 ppm.
Solder Process Capability	Not applicable for solder process capability

Product Compliance Disclaimer

This information is provided based on reasonable inquiry of our suppliers and represents our current actual knowledge based on the information they provided. This information is subject to change. The part numbers that TE has identified as EU RoHS compliant have a maximum concentration of 0.1% by weight in homogenous materials for lead, hexavalent chromium, mercury, PBB, PBDE, DBP, BBP, DEHP, DIBP, and 0.01% for cadmium, or qualify for an exemption to these limits as defined in the Annexes of Directive 2011/65/EU (RoHS2). Finished electrical and electronic equipment products will be CE marked as required by Directive 2011/65/EU. Components may not be CE marked.Additionally, the part numbers that TE has identified as EU ELV compliant have a maximum concentration of 0.1% by weight in homogenous materials for lead, hexavalent chromium, and mercury, and 0.01% for cadmium, or qualify for an exemption to these limits as defined in the Annexes of Directive 2000/53/EC (ELV). Regarding the REACH Regulations, TE's information on SVHC in articles for this part number is still based on the European Chemical Agency (ECHA) 'Guidance on requirements for substances in articles'(Version: 2, April 2011), applying the 0.1% weight on weight concentration threshold at the finished product level. TE is aware of the European Court of Justice ruling of September 10th, 2015 also known as O5A (Once An Article Always An Article) stating that, in case of 'complex object', the threshold for a SVHC must be applied to both the product as a whole and simultaneously to each of the articles forming part of its composition. TE has evaluated this ruling based on the new ECHA "Guidance on requirements for substances in articles" (June 2017, version 4.0) and will be updating its statements accordingly.

Compatible Parts



TE Part # CAT-AM74-H3401
HE13/HE14 TH Headers, SRST



TE Part # CAT-AM74-H3401A
HE13/HE14 TH Headers, SRRA

Also in the Series | AMPMODU HE 13/HE 14



Insertion & Extraction Tools(1)



Wire-to-Board Connector Assemblies & Housings(151)



Wire-to-Board Connector Contacts(4)



Wire-to-Board Headers & Receptacles (83)

Customers Also Bought



TE Part #1-480709-0
12P UMNL CAP HSG NATL



TE Part #103148-6
06 MODII HDR SRRA B/A .100CL



TE Part #1-480703-0
04P UMNL CAP HSG NATL



TE Part #1-480706-0
09P UMNL PLUG HSG NATL



TE Part #1-480708-0
12P UMNL PLUG HSG NATL



TE Part #1-480704-0
06P UMNL PLUG HSG NATL



TE Part #9-1879127-4
RN 0402 523R 0.1% 10PPM CUT LENGTH



TE Part #103148-5
05 MODII HDR SRRA B/A .100CL



TE Part #1437581-9
ASE22RG=DPDT AUTO-SLIDE



TE Part #1622692-1
LR2 1% 160K

Documents

CAD Files

3D PDF

3D

Customer View Model
ENG_CVM_CVM_144271-5_D.2d_dxf.zip

English

Customer View Model
ENG_CVM_CVM_144271-5_D.3d_igs.zip

English

Customer View Model

ENG_CVM_CVM_144271-5_D.3d_stp.zip

English

By downloading the CAD file I accept and agree to the Terms and Conditions of use.

Product Specifications

Application Specification

English